

# Delivering School Upgrade Projects

June 2026

Independent assurance report to Parliament  
2025–26: 25



This report is printed on Monza Recycled paper. Monza Recycled is certified Carbon Neutral by The Carbon Reduction Institute (CRI) in accordance with the global Greenhouse Gas Protocol and ISO 14040 framework. The Lifecycle Analysis for Monza Recycled is cradle to grave including Scopes 1, 2 and 3. It has FSC Mix Certification combined with 99% recycled content.

ISBN 978-1-7647699-1-4

# Delivering School Upgrade Projects

Independent assurance report to Parliament

Published by order, or under the authority,  
of the Parliament of Victoria

June 2026

The Hon Shaun Leane MLC  
President  
Legislative Council  
Parliament House  
Melbourne

The Hon Maree Edwards MP  
Speaker  
Legislative Assembly  
Parliament House  
Melbourne

Dear Presiding Officers

Under the provisions of the *Audit Act 1994*, I transmit my report *Delivering School Upgrade Projects*.

Yours faithfully



Andrew Greaves  
Auditor-General  
17 June 2026

The Victorian Auditor-General's Office (VAGO) acknowledges the Traditional Custodians of the lands and waters throughout Victoria. We pay our respects to Aboriginal and Torres Strait Islander communities, their continuing culture, and to Elders past and present.

## Contents

Audit snapshot.....	1
1. Our key findings.....	2
2. Our recommendations .....	7
3. Targeting schools in poor condition .....	8
4. Delivering school upgrade projects.....	14
5. Meeting school needs .....	23
6. Appendices.....	27

# Audit snapshot

Does the Victorian School Building Authority deliver targeted and well-managed school upgrade projects that meet school needs?

## Why we did this audit

Every student in Victoria should have access to safe, high-quality learning environments.

The Victorian School Building Authority (VSBA) is a division within the Department of Education (the department). VSBA delivers school upgrade projects to:

- help meet urgent demand for school places
- improve the condition of schools.

But in 2023–24, the department reported that a significant number of VSBA projects would cost more than planned and take longer than expected. And as at September 2025, the number of government schools in poor condition in Victoria has not declined since then.

We did this audit to look at how VSBA is delivering school upgrade projects and whether projects are meeting school needs.

## Key background information



Source: VAGO.

## What we concluded

VSBA understands the physical condition of government schools and has strategies to target funding to schools that are in poor condition.

But VSBA's recommendations to the government do not always align with these strategies. It is unclear why VSBA makes some of its recommendations, which include schools that are not in poor condition. We also found issues with how VSBA creates, documents and explains changes to its cost estimates during projects.

In both cases, a lack of basic record keeping reduces transparency and accountability.

VSBA consults extensively with schools during the design phase of upgrade projects. It also makes sure designs comply with building quality standards.

But VSBA does not give schools all the information they need to understand the long-term costs associated with their design choices. It also does not gather feedback from all schools once projects are completed. Because of this, it is not clear how satisfied schools are with project outcomes.

# 1.

## Our key findings

### What we examined

Our audit followed 3 lines of inquiry:

1. Does the Victorian School Building Authority (VSBA) apply a consistent and transparent process for identifying and recommending school upgrade projects?
2. Does VSBA effectively procure and deliver school upgrade projects?
3. Does VSBA deliver school upgrade projects that meet school needs?

To answer these questions, we examined VSBA, which is a division in the Department of Education (the department).

#### Identifying what is working well

In our engagements we look for what is working well – not only areas for improvement.

Sharing positive outcomes allows other public agencies to learn from and adopt good practices. This is an important part of our commitment to better public services for Victorians.

#### Terms used in this report

##### Asset

School assets include a school's main building and classrooms, as well as other facilities and infrastructure such as playgrounds, sports centres, toilet blocks and landscaping features.

##### Contingency

A contingency is part of a project budget set aside to respond to scope changes or unforeseen risks.

##### Schools

This report uses the term 'schools' to refer to government schools only.

##### School upgrade projects

School upgrade projects are construction projects delivered by VSBA to modernise, refurbish or improve existing school facilities.

##### School contributions

School contributions are financial payments made by schools that add to government funding for school upgrade projects. Contributions allow schools to increase the scope of government-funded construction work.

## Background information

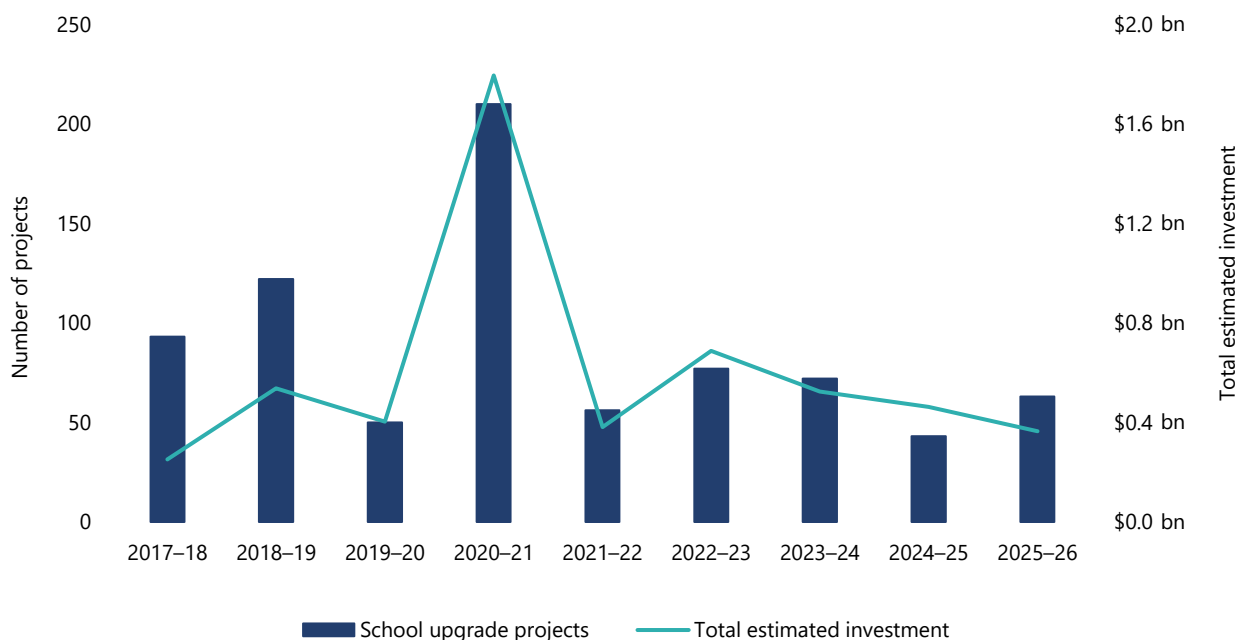
### School upgrade projects

In its plan *The Education State – Excellence in Every Classroom*, one of the government's key priorities is to provide 'welcoming, world-class and modern schools, which meet the needs of local communities – because every child should have access to a great local school'. To support this, VSBA builds, expands, modernises and maintains schools across the state.

This audit focuses on VSBA's school modernisation and upgrade projects funded through the state Budget. In this report, we refer to these projects as school upgrade projects.

Between 2017–18 and 2025–26, the government has announced 786 funded school upgrade projects with total estimated funding of \$5.4 billion, to be delivered by VSBA. Figure 1 shows an annual breakdown of these figures.

**Figure 1:** School upgrade projects funded through the Budget per funding year



Source: VAGO, based on VSBA data.

## Roles and responsibilities

VSBA is responsible for school upgrade projects. It is part of the department and works closely with schools, as Figure 2 describes.

**Figure 2:** Roles and responsibilities for school upgrade projects

Role	Responsibilities
The department	<ul style="list-style-type: none"> <li>• approves the overall asset strategy for schools</li> <li>• assesses and plans for expected demand for school capacity</li> <li>• sets broad objectives for school conditions</li> <li>• ultimately responsible for school upgrade projects</li> <li>• delivers VSBA’s recommendations to the government via the Minister for Education.</li> </ul>
VSBA	<ul style="list-style-type: none"> <li>• assesses the condition of schools</li> <li>• makes funding recommendations for investment in school upgrade projects</li> <li>• creates cost estimates for proposed projects</li> <li>• manages contractors, architects and project managers, and works with schools while delivering school upgrade projects</li> <li>• makes sure projects adhere to regulations and standards.</li> </ul> <p>In addition to school upgrade projects, VSBA manages the design and construction of new schools, runs school grant programs, delivers audit programs and gives advice to schools about maintenance and minor works.</p>
School principals	<ul style="list-style-type: none"> <li>• plan and manage school facilities maintenance to ensure school sites are safe and secure</li> <li>• work with VSBA to input on designs for school upgrade projects</li> <li>• as asset managers, oversee, plan and manage the maintenance of school facilities.</li> </ul>

Source: VAGO.

## What we found

This section focuses on our key findings, which fall into 3 areas:

1. VSBA does not always make recommendations for school upgrade projects in line with its strategies for improving school conditions.
2. VSBA's costings and timelines for school upgrade projects are not always transparent.
3. VSBA could do more to make sure upgrades meet school needs.

The full list of our recommendations, including the agency's response, is at the end of this section.

### Consultation with agencies

When reaching our conclusions, we consulted with the audited agency and considered its views.

You can read its full response in Appendix A.

## Key finding 1: VSBA does not always make recommendations for school upgrade projects in line with its strategies for improving school conditions

### VSBA's targets and strategies to improve school conditions are well designed

VSBA has a good understanding of schools' physical condition and has strong objectives and targets to make improvements. Its strategies are designed to direct funding to schools that are in poor condition.

The strategies VSBA uses are ...	which outlines ...	including ...
the department's 2024–34 Asset Strategy	5 objectives for school conditions	an objective that school assets are safe and in good condition.
VSBA's 2025–34 Strategic Asset Management Plan	key performance indicators (KPIs) to meet the department's 2024–34 Asset Strategy	a KPI that no school is in poor condition by June 2034.
VSBA's Capital Investment Strategy	how VSBA should prioritise funding	that schools should be prioritised based on their: <ul style="list-style-type: none"><li>• condition</li><li>• capacity to meet urgent demand for school places.</li></ul>

### Working well: Understanding school conditions

Over a 5-year cycle, VSBA engages an external assessor to visit schools in Victoria and rate the condition of every asset at every school. It uses this information to create an overall condition score for each school, which it uses to prioritise schools and make recommendations to the government.

### VSBA's recommendations to the government do not always align with its strategies

VSBA's recommendations to the government, about which schools should receive funding for upgrade projects, do not always align with its strategies.

VSBA highlights the need to target funding to schools that are in poor condition. Between 2022–23 and 2024–25, VSBA made recommendations that were consistent with its Capital Investment Strategy to support this.

But in 2025–26, VSBA recommended some schools that were not rated as being in poor condition. VSBA could not show it prioritised schools based on need. Instead, it made recommendations based on often informal, undocumented processes. These processes fail basic record keeping requirements for the public sector.

VSBA tracks its progress against the objectives in the department’s 2024–34 Asset Strategy and the KPIs in its Strategic Asset Management Plan. But it does not advise the government on whether it is likely to meet the target of no school being in poor condition by 2034.

### Addressing this finding

To address this finding, we made one recommendation to VSBA about:

- amending its Capital Investment Strategy to explain how it prioritises and recommends school upgrade projects.

## Key finding 2: VSBA’s costings and timelines for school upgrade projects are not always transparent

### We could not recreate VSBA’s cost estimates for projects

It is not clear how VSBA calculates contingencies in its project budgets or adjusts costs during a project.

We looked at a sample of upgrade projects VSBA recommended in 2025–26. But using VSBA’s data, we were unable to recalculate them to align with VSBA’s cost estimates. This is because VSBA made ad-hoc cost changes to cost estimates during projects with limited or no documented reasons.

VSBA adapts its cost estimates to suit each school’s unique circumstances. But this lack of documentation reduces the consistency and transparency of VSBA’s processes.

### VSBA does not provide enough information about its management fee

VSBA charges a management fee (called the Portfolio Asset Management Allowance) for each school upgrade project to cover its management and administration costs. It has a model to assess whether the fee aligns with its actual costs across all school upgrade projects. But VSBA does not:

- track how it spends this fee for individual projects
- explain to schools how it calculates the fee or describe the services the fee covers.

### Project costs and times sometimes exceed VSBA’s estimates

The information VSBA gives to the government and schools about expected costs and timelines for projects are not always accurate.

For projects completed between 2017–18 and 2025–26 ...	have exceeded VSBA’s estimate in ...
costs	29 per cent of projects.
timelines	25 per cent of projects.

VSBA commissioned independent costings analysis that shows cost and time overruns between 2021 and 2023 were because of high inflation and market volatility following COVID-19.

VSBA does not have adequate controls on key financial data. It relies on manual processes for checking and extracting some data, which has led to inconsistencies and errors in the information provided to us. We also found an error in VSBA’s reporting, which was included in the state Budget.

There are issues with how VSBA reports on milestones, risks and contractors during various project phases. For example, we found errors in VSBA’s milestone reporting and inconsistencies in its monthly project risk reports.

## Addressing this finding

To address this finding, we made 4 recommendations to VSBA about improving how it:

- documents changes in its cost estimates to improve transparency and repeatability
  - includes datasets in its data governance framework
  - accounts for project uncertainty in its contingencies and adapts to new information
  - captures and communicates costs associated with its management fee.
- 

## Key finding 3: VSBA could do more to make sure upgrades meet school needs

### VSBA does not give schools all the information they need to make informed decisions

VSBA clearly informs schools of construction costs for different project design options. It does this by providing schools with detailed cost plans and discussing what can be delivered within the project budget.

Schools rely on VSBA and their VSBA-appointed project manager to provide them with knowledge and expertise to make informed decisions.

But in its design discussions, VSBA does not always fully inform schools about the long-term maintenance and whole-of-life costs related to their chosen designs.

#### Working well: VSBA consults well with schools about project designs

We found extensive consultation between VSBA, architects and schools on project design that considers schools' strategic plans and educational visions.

VSBA also maintains and regularly reviews comprehensive guidance for architects on minimum quality standards for school facilities.

### VSBA does not collect feedback from all schools

VSBA appoints an independent assurance service provider to evaluate completed school upgrade projects. The evaluations look at how satisfied schools are with aspects of the upgrade, such as accessibility, safety and aesthetics.

The evaluation looks at a sample of projects each year. But we found evidence of VSBA changing the selected schools with little explanation.

VSBA also does not have a formal portfolio-wide process to capture school feedback from all schools on project management processes, construction quality and design aspects upon completion of a project.

## Addressing this finding

To address this finding, we made one recommendation to VSBA about:

- supporting schools to make informed decisions about the whole-of-life costs of upgrades.
-

# 2.

## Our recommendations

We made 6 recommendations to address our findings. The relevant agency has accepted all of them

		Agency response(s)
<b>Finding: Victorian School Building Authority does not always make recommendations for school upgrade projects in line with its strategies for improving school conditions</b>		
Victorian School Building Authority	1 Amend the Capital Investment Strategy so it includes all factors that influence funding prioritisation, including how the factors are weighted, and set up a process to regularly review and endorse the strategy through an appropriate governance forum (see Section 3).	Accepted
<b>Finding: Victorian School Building Authority's costings and timelines for school upgrade projects are not always transparent</b>		
Victorian School Building Authority	2 Expand project costings to include: <ul style="list-style-type: none"> <li>all rates and assumptions used in the standard costing process</li> <li>guidance on when and how to document reasons for adjusting a standard costing</li> <li>a review and approval process for major cost changes (see Section 4).</li> </ul>	Accepted
	3 Expand the data governance framework to include all publicly reported data to better assure its quality and accuracy (see Section 4).	Accepted
	4 Establish a process for structuring contingencies that: <ul style="list-style-type: none"> <li>accounts for a project's uncertainty and risk</li> <li>allows for changes once more information is known (see Section 4).</li> </ul>	Accepted
	5 Create guidance for schools that explains how the Portfolio Asset Management Allowance is set and the services it allows the Victorian School Building Authority to deliver (see Section 4).	Accepted
<b>Finding: Victorian School Building Authority could do more to make sure upgrades meet school needs</b>		
Victorian School Building Authority	6 Support schools to make informed decisions about whole-of-life costs for school upgrade projects by providing: <ul style="list-style-type: none"> <li>training and information to help school staff make decisions that may affect a project's long-term costs</li> <li>information schools need to assess the material whole-of-life cost implications of decisions made during upgrade projects (see Section 5).</li> </ul>	Accepted

# 3.

## Targeting schools in poor condition

VSBA has strategies that support its goal of upgrading schools that are in poor condition and it tracks its progress towards achieving this. It also has tools and processes to identify, prioritise and recommend which school upgrade projects should receive government funding.

But VSBA's recommendations to the government do not always align with its strategies. They are often influenced through informal, undocumented processes.

Covered in this section:

- VSBA understands which schools are in poor condition and has strategies to address this
- VSBA's recommendations do not always align with its strategies
- VSBA reports on its performance but not on the likelihood of achieving its 2034 target

### VSBA understands which schools are in poor condition and has strategies to address this

**Understanding school condition** Victoria has over 1,580 government schools comprising more than 36,000 assets. To understand the condition of schools, VSBA uses an external assessor to visit each school in Victoria over a 5-year cycle.

The assessor gives each school asset a score from one (which means the asset has serious structural issues or multiple defects) to 5 (which means it has no defects). For example, an assessment gave a score of:

- 2 for a roof with leaks
- 3 for a toilet block with damaged vanity units and misaligned doors.

VSBA then uses these scores to calculate an overall school condition rating.

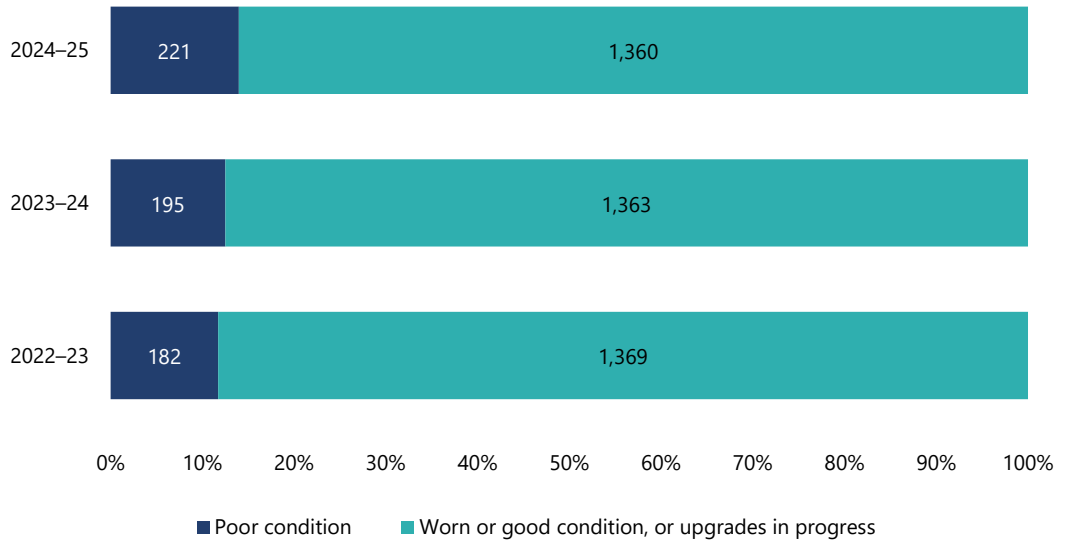
A condition rating ...	means the school is in ...
of 3.50 or over	good condition.
between 3.25 and 3.49	worn condition.
under 3.25	poor condition.

**Current school conditions**

As at October 2024, VSBA rated 221 schools as being in poor condition, which is 14 per cent of all government schools.

The first 5-year cycle for assessing school’s condition was complete in 2022–23. This means every school had received a condition score. But as VSBA continues to assess schools and update its condition scores, the number of schools in poor condition has not declined, as Figure 3 shows.

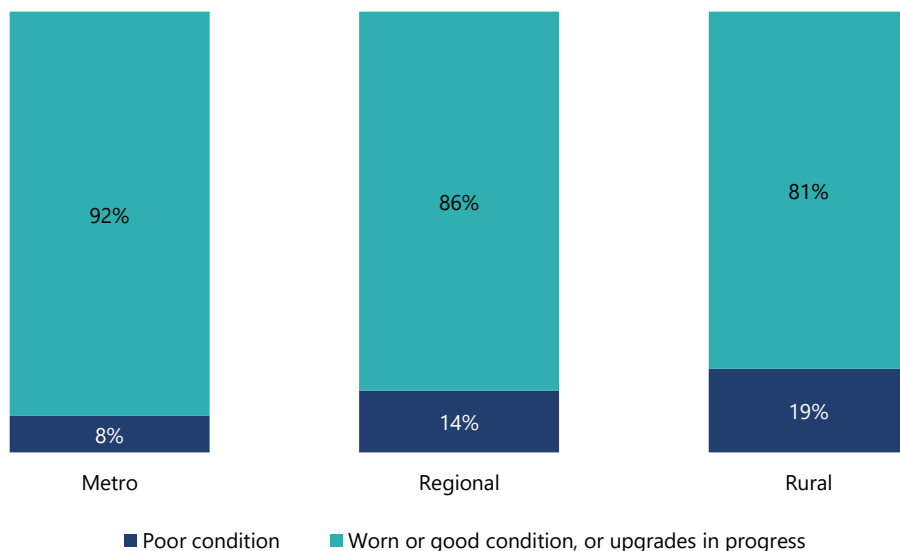
**Figure 3:** Schools in poor condition per year



Note: Schools that were in poor condition at their last assessment but have since started a school upgrade project are not included in the total number of schools in poor condition.  
 Source: VAGO, based on VSBA data.

Schools in regional and rural areas are more likely to be in poor condition than schools in metropolitan areas, as Figure 4 shows.

**Figure 4:** Poor condition schools by location



Source: VAGO, based on VSBA data.

**VSBA's strategies for prioritising schools**

Three main strategies guide VSBA's work during the process to prioritise schools for upgrade projects. They are:

- the department's 2024–34 Asset Strategy, which includes an objective that school assets are safe and in good condition
- VSBA's 2025–34 Strategic Asset Management Plan, which sets out KPIs for VSBA. One of these KPIs is that no school is in poor condition by June 2034
- VSBA's Capital Investment Strategy, which aims to provide a transparent, evidence-based and consistent approach to prioritising schools for upgrade projects.

Both VSBA's Strategic Asset Management Plan and Capital Investment Strategy say a school's condition score is the primary measure VSBA should use to assess whether schools are safe and in good condition. The Capital Investment Strategy provides clear, repeatable guidance on how VSBA should use these scores.

The Capital Investment Strategy also lists other factors that VSBA can use to prioritise schools. This includes whether schools face multiple 'compounding' challenges, such as poor academic performance or difficulty in staffing. But the Capital Investment Strategy does not give more details about how VSBA should consider these factors when making recommendations.

**VSBA's KPIs and strategic objectives**

The department and VSBA have clear objectives for school conditions and managing schools' assets.

VSBA's Strategic Asset Management Plan has 6 objectives that relate to school upgrade projects, as Figure 5 shows. They align with the department's 2024–34 Asset Strategy objectives.

VSBA's Strategic Asset Management Plan has 13 targets and KPIs to help it meet these objectives. For example, under the objective that 'schools are in good condition', VSBA has a KPI to make sure no school has a poor condition score by June 2034.

In its 2021 Strategic Asset Management Plan VSBA had a target that no school would be in poor condition by June 2030. It changed this target in its plan for 2025–34.

**Figure 5:** The department's 2024–34 Asset Strategy and VSBA's Strategic Asset Management Plan objectives

2024–34 Asset Strategy objectives	Strategic Asset Management Plan objectives
Assets are safe and in good condition	Schools are in good condition
	Preventative and reactive responses to condition are timely and effective
	Schools are compliant with safety related legislation and departmental policies
Assets are fit for purpose and inclusive	Schools are functional to facilitate the delivery of modern-day pedagogy
	Facility design enables schools to be inclusive environments
	Social benefits are increased

Source: VAGO, based on information from VSBA.

## VSBA's recommendations do not always align with its strategies

### How VSBA recommends schools

VSBA uses condition ratings as a key way to prioritise schools for upgrade projects. It then creates recommendations about which schools should receive funding.

These recommendations are sent to the government through the Minister for Education. The Minister for Education provides an annual business case to the government for school upgrade projects, which includes VSBA's recommendations.

The government then makes the final decision about which schools receive funding for upgrade projects.

#### Business case

A business case is an official document that outlines to the government the need for an investment, and the expected benefits and estimated costs of any recommendations made.

### VSBA's recommendations in 2025–26

In 2025–26, VSBA made recommendations to the government that were inconsistent with its Capital Investment Strategy.

VSBA recommended upgrades for ...	which included ...	at a total estimated cost of ...
high-priority schools requiring an upgrade	10 schools	\$146.0 million.
locally driven infrastructure projects	48 schools	\$19.7 million.

Of the 10 schools that VSBA recommended as high-priority school requiring an upgrade:

- Three were not ranked as being in poor condition, but were instead in 'worn' condition. These schools were Buckley Park College, Glenroy College and The Grange P-12 College.
- Three were not recommended in 2023–24 and 2024–25, but were selected ahead of other schools that had previously been recommended and not been funded. These schools were Buckley Park College, Glenroy College and Yarrowonga College P-12 (although Yarrowonga College P-12 had a poor condition rating).

The Capital Investment Strategy does not mention 'locally driven infrastructure projects'. Of the 48 schools in this category, 8 had a good condition ranking. This means that according to the Capital Investment Strategy, they should be the lowest priority to receive funding.

The Minister for Education's business case to the government also included recommendations for school upgrade projects covered in the government's 2022 state election commitments. This included 29 schools for upgrade projects at a total estimated cost of \$311.5 million.

Election-commitment schools are separate from and not covered by the Capital Investment Strategy, as they are a clear expression of the government's priorities.

### Schools with 30 or fewer students

In 2025–26, VSBA also noted that it would not recommend schools with 30 or fewer students, as they are at risk of closing.

But as of February 2024, 108 schools in Victoria have 30 or fewer students. Of these schools, 31 per cent are in poor condition, representing a total of 515 students.

While these schools still have access to other VSBA funding programs and annual maintenance support, these students are learning in poor conditions with no prospect of major investment in their facilities. This contradicts the government's Education State priority that 'every child should have access to a great local school'.

**Informal consultation and unclear reasons**

VSBA's reasons for making recommendations in 2025–26 that were inconsistent with its Capital Investment Strategy are not clear.

For example, VSBA's internal documents outline reasons for categorising 10 schools as high priority. But these reasons do not always align with the Capital Investment Strategy. Instead, they include:

- advocacy from the school or community
- that the school has an 'active local member'.

VSBA also told us it received direction from the Treasurer that funding for school upgrade projects was limited in 2025–26. VSBA said it reduced the number of recommendations to the government as a result of this.

VSBA told us that when it develops its recommendations, it consults with the department's regional offices and discusses potential recommendations with the Minister's office. But this type of consultation is not:

- mentioned in the Capital Investment Strategy
- fully documented by VSBA.

VSBA's failure to fully document its consultations means it is not clear how these discussions influenced VSBA's recommendations, or if they led to deviations from agreed processes.

Following the Capital Investment Strategy is vital for VSBA to make transparent recommendations to the government. VSBA should make sure its recommendations align with its Capital Investment Strategy. Or if they do not, it should properly document and justify its reasons for making the recommendations.

Without this, it is difficult for VSBA to show that the projects it recommended in 2025–26 are the best use of government funding or how well they align with VSBA's strategic objectives, if at all.

VSBA has also revised its Capital Investment Strategy several times since it was first used in 2022–23. But we have not seen evidence of the department's Infrastructure Planning and Delivery Committee approving these changes.

**VSBA's recommendations in previous years**

In 2022–23, 2023–24 and 2024–25, VSBA's recommendations to the government aligned with its Capital Investment Strategy.

VSBA prioritised schools with a poor condition score and reported whether these schools included other factors in the Capital Investment Strategy, such as poor academic performance.

<b>Despite this, between 2015–16 and 2024–25 ...</b>	<b>that received funding were in ...</b>
19 per cent of schools (168 schools)	poor condition.
33 per cent of schools (299 schools)	worn condition.
48 per cent of schools (426 schools)	good condition.

## VSBA reports on its performance but not on the likelihood of achieving its 2034 target

### No school in poor condition by 2034

In 2025–26, VSBA told the government the number of schools in poor condition is increasing. It said it would cost \$3.5 billion to upgrade every school in poor condition. By doing so, VSBA outlined the overall cost of meeting its target that no school is in poor condition by 2034.

But it did not say:

- if it is on track to meet that target based on its recommended projects
- whether it can achieve the target.

It is important that VSBA tells the government about its progress towards this target to support the government's long-term decision-making.

The number of schools in poor condition is increasing (as shown in Figure 3), which suggests that VSBA is not on track to meet its target. We found that:

- 81 per cent of schools with a poor condition rating in 2023–24 were still in poor condition in the 2025–26 business case
  - 30 schools with a poor condition rating in 2023–24 no longer had this rating in the 2025–26 business case, but an additional 95 schools had received poor condition ratings.
- 

### VSBA's KPI reporting

VSBA's Strategic Asset Management Plan for 2025–34 outlines that VSBA is expected to report against its KPIs to:

- its Portfolio Design Committee every quarter
- the department's Infrastructure Planning and Delivery Committee every 6 months.

It issued its first report to the committees in October 2025, which is in line with these expectations.

---

# 4.

## Delivering school upgrade projects

VSBA creates cost estimates for school upgrade projects. But these estimates sometimes contain calculations or factors that are not explained, making them not possible to recalculate.

VSBA does not fully inform schools on how it uses its management fee. It also has no process to set contingencies to meet a project's unique circumstances.

Of school upgrade projects completed from 2017–18 to 2025–26, 29 per cent have exceeded their estimated costs and 25 per cent have gone over their expected completion time. We found issues with the quality and accuracy of key financial data VSBA uses to report on school upgrade projects.

VSBA has extensive project management arrangements that largely comply with relevant standards. But we found issues with its milestone, compliance and risk reporting processes.

Covered in this section:

- VSBA's cost estimates in its recommendations to the government are not transparent
- VSBA does not have adequate controls over key financial data
- VSBA does not always clearly justify its project budgets, contingencies and fees
- Expected timelines have not been met in 25 per cent of projects
- There are gaps in VSBA's milestone, compliance and risk reporting

### VSBA's cost estimates in its recommendations to the government are not transparent

#### VSBA's cost estimates

VSBA includes cost estimates for school upgrade projects when it makes its recommendations to the government. These cost estimates show:

- a project's estimated construction costs
- other allowances and fees, such as:
  - contingencies
  - cost escalations (to account for price increases during a project)
  - consultant and project management fees.

To help it create its cost estimates, VSBA uses information such as the:

- school's condition score
- school's functionality score, which VSBA calculates using the department's data about a school's asset value, size and enrolment
- estimated cost per square meter to complete upgrade work, which depends on an asset's condition and the required upgrades.

VSBA feeds this information through a specialised tool, which gives a cost estimate for the required upgrades.

VSBA uses this data and other information (such as the school's context, project history and long-term planning materials) to make a final project budget estimate.

---

### Undocumented budget changes

We looked at 3 budget estimates for projects VSBA recommended in 2025–26. Using VSBA's data, we could not recalculate them to align with VSBA's recommendations.

We found VSBA had made changes to its standard costings.

Some of these changes were in line with VSBA's process guidance. But many did not align with the guidance and VSBA gave limited or no documented reasons for making them. For each of the 3 projects, this represented between 12 and 16 per cent of VSBA's final budget estimates.

It is reasonable for VSBA to tailor estimates to each school's unique circumstances. But a significant portion of a project's budget is at VSBA's discretion. Not fully documenting reasons for making changes means that VSBA:

- reduces transparency over this process
- risks using inconsistent approaches when creating project budgets, which could reduce the accuracy of its recommendations to the government.

It is important that VSBA creates its budget estimates consistently to provide reliable advice and support the government to make informed decisions about where to invest.

---

### Risks to data quality

In 2022, VSBA developed a data governance framework. It defines the standards, processes and responsibilities for managing its data. But VSBA has not fully integrated the data it uses to create project cost estimates into this framework.

Some of the data VSBA uses to create cost estimates relies on manual entry and has gaps in formal controls, such as validation. This introduces a risk that the costings VSBA provides to the government may not be accurate and reliable.

VSBA has several controls in its cost estimate process to achieve value for money for projects. This includes:

- using quantity surveyors to estimate likely construction costs
- analysing historical data to check whether estimates are realistic
- setting minimum standards for construction to maximise value
- considering contractors' proposed costs in a formal tender phase.

Despite these controls, VSBA's estimates were above the final tender costs in just over half of cases in early 2025. However, this is a significant improvement from results in 2022 and 2023.

---

## VSBA does not have adequate controls over key financial data

### Reporting on key financial data

Every year in the state Budget, the department reports on the total estimated investment in school upgrade projects. Depending on the project, this can include:

- school contributions
- actual project costs.

But VSBA does not capture this information through its data governance framework. Instead, it partly uses manual data extraction and handling processes to produce this data. VSBA gave us inconsistent versions of this data during this audit.

We looked at a sample of 10 completed projects as case studies. We found 2 significant errors in VSBA's actual project costs and school contribution data. This includes one data point that was published incorrectly in the state Budget.

Our reporting relies on data provided to us, which VSBA told us has involved extensive manual checks. However, VSBA were unable to provide us with consistent and reliable data to support total estimated investment, school contributions, and actual project costs. Where possible, we have verified this data against the 2025–26 state Budget.

Published financial data is a key transparency measure to track the delivery of school upgrade projects. VSBA should be able to produce it consistently and without error.

## VSBA does not always clearly justify its project budgets, contingencies and fees

### Project costs exceeding estimates

Schools first learn they are receiving funding for a school upgrade project through state Budget announcements.

Announcements include a specific funding amount and project scope. For example, the 2025–26 state Budget included \$6.6 million for Lakes Entrance Primary School to construct a new learning and library building.

We compared the actual costs for school upgrade projects with the funding allocated in the state Budget.

For completed school upgrade projects from 2017–18 to 2022–23, the actual costs have exceeded their allocated funding in 29 per cent of projects, as Figure 6 shows.

**Figure 6:** Proportion of projects that did not meet estimated costs per funding year

Funding year	Proportion of projects over budget
2017–18	14%
2018–19	25%
2019–20	36%
2020–21	34%
2021–22	33%
2022–23	13%

Note: Most 2023–24 projects are not yet complete in our dataset. This figure only tracks completed projects with full data available. An overspend is when actual costs exceed the revised total estimated investment. Source: VAGO, based on VSBA data.

If a project is likely to go over budget, VSBA can apply for additional project funding from the government. Otherwise, it can undertake value management or access other savings.

VSBA did not apply to the government for extra funding for any school upgrade projects until 2020–21. It received extra funding for:

- 7 per cent of projects funded in 2020–21
- 9 per cent of projects funded in 2021–22.

VSBA commissioned independent costing analysis that shows that high inflation following COVID-19 impacted projects between 2021 and 2023.

In our case study sample of 10 completed projects funded from 2018–19 to 2021–22, we found that 4 of them exceeded their initial estimated funding. This was because of:

- needing to fix defects
- quotes being higher than expected
- project delays.

---

### Project contingencies

Each school upgrade project budget includes a project contingency to meet any unexpected costs that arise during construction. But it is not clear how VSBA sets these contingencies or manages them during a project.

The project contingency was used in all of our 10 case study projects. In 3 of these cases, it was used in full.

In one case study project, VSBA reduced a contingency during the tender phase to save money after quotes were higher than expected. This suggests contingencies are not always protected to make sure they are available if needed during construction.

In infrastructure projects, contingencies are typically calculated and allocated based on the outcomes of early planning and design work. This significantly reduces project and cost uncertainty.

But VSBA told us it allocates contingencies to individual projects based on a proportion of the total project budget. It uses independent advice to help set the overall budget for a project, including its contingency. But when it is identifying which schools it will recommend for upgrade projects, VSBA does not do on-site assessments of schools to create its cost estimates. Instead, it relies on a 'desktop' costing process to create cost estimates from available data. This is because of the large volume of projects it needs to cost and to avoid raising school expectations.

This approach of funding projects before detailed planning and design work has happened differs from the approach in other types of infrastructure projects. It also means VSBA cannot design a contingency around the specific needs of the project until after funding has been announced.

Given this uncertainty, VSBA must be sure that it has set an adequate contingency that can respond to unexpected costs. Potential changes to the contingency could then be made after planning and design work, which reduces project and cost uncertainty.

But we have not seen evidence of:

- how VSBA rationalises or sets its contingencies
- a consistent approach to adapting contingencies once a project has started and more information is available
- how VSBA makes sure it has structured contingencies to account for uncertainty and risk.

---

### VSBA's management fee

VSBA charges a management fee of 5 per cent for each school upgrade project to cover its costs. VSBA communicates this fee to schools. But it does not clearly explain what services it provides in exchange for this fee.

Creating clear guidance for schools that explains the fee, including how it is calculated and the services provided, would improve transparency.

In 2025, VSBA created an estimate model to help assess its actual project management costs against the fee. But it tracks these costs at an overall portfolio level, rather than a project level.

---

### School contribution

Schools can, with VSBA approval, contribute their own funding to school upgrade projects for additional work not covered under the government's allocated scope and budget. This available funding comes from funding provided to schools in previous years that was not spent on delivering education and services, and from fundraising.

From 2017–18 to 2025–26, schools have contributed to 28 per cent of school upgrade projects. The median contribution is \$130,000 and the total from all schools is \$91.3 million.

Schools can propose additional works during the design phase of their project. VSBA then assesses if the:

- proposed addition to the project scope is feasible
- school's funding is secure.

In 65 per cent of completed projects with school contributions from 2017–18 to 2025–26, the final project cost was below the project budget (including the contribution). In these cases, VSBA transfers unspent funds to the school.

Of our 10 case study projects, 8 involved school contributions for additional scope. In each case, the request for contributions followed VSBA's processes. They occurred during the design phase, had an explicit reason, were approved by the school and added to the announced project scope.

In some cases, schools request contributions for additional work if quotes from contractors are higher than expected. In these cases, schools and VSBA will choose whether to go ahead with the additional work, raise more funds if necessary or save on costs elsewhere in the project.

---

## Expected timelines have not been met in 25 per cent of projects

### Overview of project process

Each project goes through several phases, as shown in Figure 7.

Figure 7: Overview of school upgrade project phases



Source: VAGO.

### Timeline for design and tender phases

In its recommendations to the government and communication with schools, VSBA provides a standard schedule for projects’ design and tender phases.

VSBA tells the government and schools that the design and tender phases of an upgrade project together take 68 weeks. But the actual median time for completed projects funded between 2017–18 and 2025–26 was 83 weeks.

During this time ...	had design and tender phases of ...
only 109 projects (17 per cent)	of 68 weeks or under.
539 projects (83 per cent)	longer than 68 weeks.

This suggests that VSBA’s expected times for project design and tender processes are not accurate and require updating.

### Time to complete projects

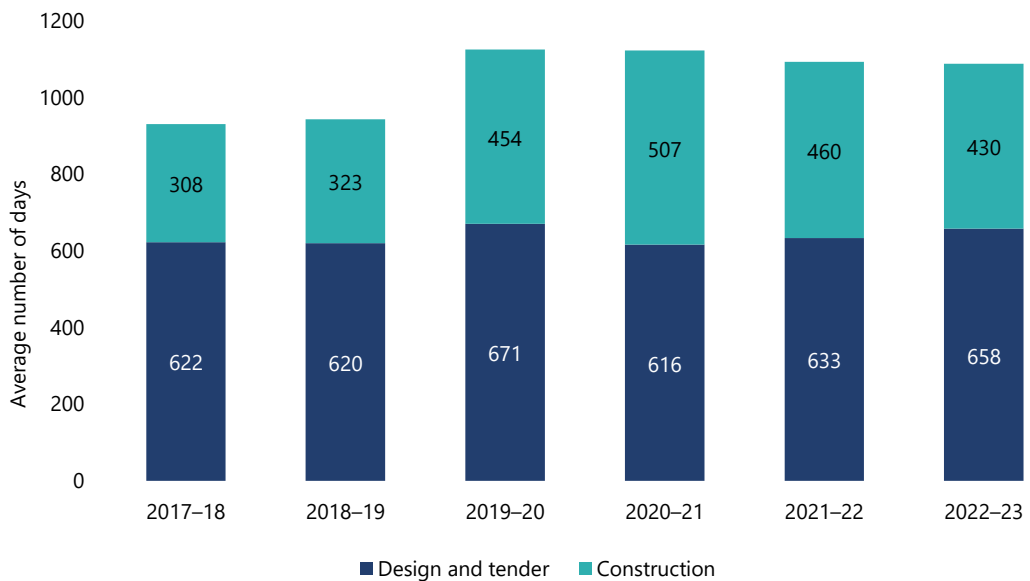
VSBA says the construction phase of a typical school upgrade project will take between 12 and 18 months. When combined with 68 weeks for the design and tender phases, this means a school upgrade project is typically expected to take between 827 and 1024 days.

Each project receives its own timeline, which reflects the project's scope. For projects funded since 2017–18 and reported as complete, 25 per cent have exceeded their estimated completion date.

For projects funded in 2020–21, this rate increases to 45 per cent. Most of these projects began in late 2020. VSBA told us that longer construction periods in 2021 were caused by COVID-related cost increases, material and labour shortages and a general downturn in productivity.

Figure 8 shows average completion times for projects per funded year.

**Figure 8:** Average completion times for projects per funded year



Note: This chart excludes projects funded in 2023–24 and 2024–25, as most projects funded in these years were not complete in our dataset.  
Source: VAGO, based on VSBA data.

## There are gaps in VSBA’s milestone, compliance and risk reporting

### Issues with timeline reporting

In all of our 10 case study projects, we found inconsistencies with how VSBA reports milestone dates.

None of the projects’ monthly reports have a complete set of expected milestone dates to provide a baseline for reporting.

In 4 cases, we found examples of incorrect or illogical reporting, such as tender assessments starting before tender documentation is finalised.

In 5 cases, we found evidence of VSBA amending planned milestone dates during projects' planning and design, procurement, construction and defects liability phases.

Incomplete and inaccurate reporting against milestone dates undermines VSBA's ability to give clear baseline data to schools about planned versus actual results for delivering school upgrade projects.

---

#### Compliance with procurement standards

Every year, VSBA reports to the Department of Treasury and Finance about whether it complies with the *Project Development and Construction Management Act 1994* and associated *Ministerial Directions for public construction procurement* (Ministerial Directions).

In 2024–25 VSBA reported it fully complied, except for 2 components relating to:

- publishing details of procurements
- establishing processes to monitor supplier performance.

VSBA gave evidence to the Department of Treasury and Finance to show it complied with other components of the Ministerial Directions. This evidence was mostly guidance from VSBA's guidance documents to show that its processes aligned with the Ministerial Directions.

But our review of 10 case study projects shows that VSBA does not always follow these processes. For example, one case study project that required a probity plan under the Ministerial Directions did not have one.

VSBA's independent assurance service provider also reviews its procurement documentation processes. Its July 2025 report found:

- consistent problems with VSBA project staff not uploading all the documents required under the Ministerial Directions, such as conflict of interest declarations
  - the tender evaluation reports VSBA submitted were incomplete, which delayed its review processes.
- 

#### Inconsistencies in risk reporting

VSBA-appointed project managers are responsible for keeping risk registers, and outlining risks and mitigation strategies in monthly project reports.

In our 10 case study projects, there were inconsistencies in how project managers recorded and updated risks. We found:

- 8 projects outlined key risks in their monthly reports, including one project that was not consistently identifying risks
- 2 projects included risk agenda items in their monthly reports, but did not complete them.

VSBA's independent assurance service provider has given VSBA findings about inconsistencies in its risk registers and incomplete risk documentation. It has also given VSBA recommendations, such as to maintain and review risk registers.

Using an independent assurance provider is a good control and VSBA now regularly reports on its risk register to governance committees.

But the issues across VSBA's reporting shows that it has not consistently implemented its assurance provider's recommendations. This undermines the purpose of, and investment in, the external assurance process.

If VSBA does not consistently identify and record project risks and mitigation strategies, schools and other stakeholders may not be aware of risks to timing, budget, procurement and construction quality, or be able to address them.

---

#### Contractor reporting regime

In 2024–25 VSBA reported that it does not fully meet the Ministerial Direction under the *Project Development and Construction Management Act 1994* to monitor supplier performance and receive supplier feedback.

VSBA said this is due to the high volume of tenders and projects it works on each year.

Without strong, formal reporting on contractor performance, VSBA limits its ability to:

- make sure it is using the best contractors
- track contractors' performance over time
- understand how contractor selection impacts project outcomes.

VSBA said it is trialling a new process to monitor its suppliers' performance and says it has introduced channels (such as email inboxes) to receive supplier feedback.

---

# 5.

## Meeting school needs

VSBA runs thorough consultation with schools during projects' design phases. It makes sure schools are informed about estimated construction costs and has controls to make sure design plans follow guidelines.

But schools may not be fully informed about how design decisions could impact upgrade projects' long-term costs, which they are responsible for.

VSBA evaluates a representative sample of completed school upgrade projects. But selection process for this sample is unclear. There is no formal channel for all principals to provide feedback on projects.

Covered in this section:

- Schools are consulted during the design phase
- VSBA does not fully inform schools about whole-of-life costs
- VSBA does not collect feedback from all schools

### Schools are consulted during the design phase

#### Project design and meeting school needs

All of our 10 case study projects had complete design documents that set out the school's context, plans and needs relating to its learning environment.

This gives schools a clear opportunity to draft their vision for future assets and provides a solid foundation for design consultations.

All of our 10 case study projects included extensive consultation between architects and schools on project design, with multiple meetings for each project.

Design documents also included a cost plan developed by a quantity surveyor, which showed costings within the planned budget for priority work or features.

Throughout the design phase of school upgrade projects, schools consulted with VSBA and the project architect about features to accommodate in the project budget.

Of our 10 case study projects, 8 included a proposed design alteration (such as reducing the number of plants or pinboards) to bring its value within the assigned budget. In all cases, the school was informed and consulted.

## VSBA does not fully inform schools about whole-of-life costs

### Whole-of-life approach

The Department of Treasury and Finance's *Asset Management Accountability Framework* says decisions about an asset in one stage of its life can affect its performance and cost in others.

VSBA's *Building Quality Standards Handbook* (the handbook) says VSBA should take a 'whole-of-life' approach to school upgrade projects. It encourages VSBA and its project managers to consider the feasibility of different design approaches, including whole-of-life costs.

Schools are responsible for managing new assets once projects are complete. This means they are ultimately responsible for decisions made during the school upgrade projects that go on to affect the performance and costs of new assets. So it is important that schools are well informed and actively engaged in decisions that impact whole-of-life costs.

#### Whole-of-life costs

Whole-of-life describes the total cost of an asset over its full life, including the cost of developing, producing, operating, maintaining and disposing the asset. For example, the whole-of-life costs of solar panels would include the costs to install and maintain the system over the number of years it can function, and the costs of replacing it.

### Informing schools of whole-of-life costs

VSBA clearly informs schools of construction costs for different design options. But its design discussions with schools generally do not consider the long-term maintenance and whole-of-life costs for schools' chosen designs.

VSBA says the handbook is the main way whole-of-life costs are accounted for in for school upgrade projects.

During a project's design phase, architects must describe the expected impacts when a design deviates from the handbook. This includes:

- the reason for the proposed deviation
- expected benefits and consequences, including for an asset's lifespan, maintenance and functionality.

In all 10 case study projects, VSBA's independent assurance service provider reviewed each design to find any deviations from the handbook.

We found one example where the architect advised a proposed deviation that would increase the asset's yearly maintenance cost from \$250 to \$1,500. This was approved by VSBA and the school endorsed the overall design documentation that contained this information.

But across our 10 case study projects, we saw no other evidence of VSBA consulting schools about whole-of-life costs. It is not clear if schools are fully informed about the impact and long-term costs of decisions they agree to during design and construction phase.

There is also no requirement for VSBA to assess the whole-of-life costs for changes made during a project's construction phase. This includes VSBA:

- assessing whether proposed variations still align with the handbook
- consulting with schools about how changes could impact whole-of-life costs.

Each school also receives annual maintenance funding from the department, which is separate to school upgrade project budgets. This department adjusts this funding after an upgrade project is completed, based on factors such as the size and age of school assets. It does not factor in other whole-of-life costs of a school upgrade project when this funding is adjusted.

### Schools' capability as informed decision-makers

As schools rarely take part in complex construction projects, they are unlikely to have the expertise and experience to assess whole-of-life costs and make informed decisions about upgrade designs.

An objective of the department's 2024–34 Asset Strategy is that schools are accountable and capable. This means they should:

- be accountable for their decision-making
- have the necessary asset management capabilities
- receive training to continuously improve how they manage assets.

Schools often do not have the capability to make decisions about whole-of-life costs. They rely on VSBA and the wider project team to provide them with the knowledge and expertise to do this.

The Office of the Victorian Government Architect (OVGA) regularly evaluates VSBA's school upgrade projects. It has found that schools are not always given the guidance they need to make informed decisions about whole-of-life costs.

In its 2024 report, OVGA said 'the decision to substitute or reduce quality is leading to poor build outcomes, with extensive long-term issues for schools to address through their own limited budgets. Schools are not skilled to offer direction in value management processes, or to assess short-term versus long-term benefits and risks.

It is important that VSBA makes sure schools are actively engaged on decisions relating to whole-of-life costs. This includes making sure:

- schools finish the design phase with a clear understanding of the whole-of-life costs associated with the project
- design consultants and contractors explain to schools the potential long-term risks of design decisions taken to manage costs
- it consults with schools during construction about any change that materially impacts whole-of-life costs.

---

## VSBA does not collect feedback from all schools

### Project monitoring and evaluation

VSBA monitors and evaluates the performance of school upgrade projects through its independent assurance service provider. These are in addition to OVGA's evaluations.

The assurance service provider delivers ...	to ...
monthly assurance reports	monitor the delivery of VSBA's school upgrade projects.
post-occupancy evaluations	evaluate the performance of VSBA's school upgrade projects post-handover, approximately 12 months after completion.

### Unexplained evaluation selection

A project's post-occupancy evaluation includes feedback from principals, teachers and any other relevant facility users. It aims to identify any design issues, trends and recommendations about design aspects of an upgrade such as accessibility, safety and aesthetics.

The evaluation process samples 25 per cent of completed projects each year. VSBA's independent assurance service provider identifies eligible projects, from which VSBA selects a representative sample based on:

- asset type
- location
- total estimated funding.

But we found evidence of VSBA changing the selected schools in the sample without documenting reasons for doing so. This reduces the evaluation's objectivity and limits confidence that the final sample can provide lessons for all school upgrade projects.

VSBA uses post-occupancy evaluation feedback to:

- report against 2 KPIs in its 2025–34 Strategic Asset Management Plan
- recommend changes to the handbook.

To make sure its evaluations are transparent and reliable, VSBA should document reasons for any changes to the sample of selected schools at the time.

In 2024, OVGA also recommended that VSBA:

- create brief explanations about:
  - why it has selected particular schools to be evaluated
  - any underlying issues that need to be considered during the evaluation
- provide findings from post-occupancy evaluation reports to architects, construction contractors and schools.

But it has not yet done this.

VSBA also does not have a formal process to evaluate school upgrade projects for compliance with the handbook's guidelines after a project is complete (unless the school upgrade project has been selected for the evaluation program).

---

### Input from all schools

The post-occupancy evaluation process mainly focuses on design aspects of school upgrade projects, rather than project delivery processes.

If a school is not selected for the post-occupancy evaluation program, its staff do not have a clear opportunity to provide formal feedback on whether the upgrade meets their expectations.

VSBA would benefit from gathering feedback from all schools after each school upgrade project, including feedback on:

- construction quality
- project management processes
- engagement with key delivery personnel including VSBA staff, construction contractors and architects.

VSBA provides surveys to principals involved with other types of school building projects to understand their experiences and inform improvements. VSBA told us it is exploring a similar approach for school upgrade projects. If adopted, this would strengthen VSBA's ability to monitor and evaluate whether its school upgrade projects meet school needs.

---

# 6.

## Appendices

There are 5 appendices covering responses from the audited agency and information about how we perform our work.

**Appendix A: Submissions and comments**

**Appendix B: Abbreviations, acronyms and glossary**

**Appendix C: Audit scope and method**

**Appendix D: Announced investments**

**Appendix E: School information**

# Appendix A:

## Submissions and comments

We have consulted with the Department of Education and we considered its views when reaching our audit conclusions. As required by the *Audit Act 1994*, we gave a draft copy of this report, or relevant extracts, to the Department of Education and asked for its submissions and comments.

Responsibility for the accuracy, fairness and balance of those comments rests solely with the relevant agency head.

### Responses received

Agency	Page
Department of Education	A-2



## Department of Education

Secretary

2 Treasury Place  
East Melbourne Victoria 3002  
Telephone +61 3 9637 2000

COR260504818

Mr Andrew Greaves  
Auditor-General  
Victorian Auditor-General's Office  
[REDACTED]

Dear Mr Greaves

### **Proposed report: Delivering School Upgrade Projects**

Thank you for your letter on 13 May 2026 and the opportunity to comment on the proposed report for this performance audit.

The Department of Education is committed to continuous improvement and recognises the value of reviewing whether the Victorian School Building Authority (VSBA) is delivering the school upgrade program in line with government expectations. We appreciate the work that VAGO has undertaken in delivering this audit.

The department accepts all 6 audit recommendations, and the department's action plan for these recommendations is attached.

While the department acknowledges many of the findings outlined in the report and has accepted the recommendations, there remain several areas where the department does not agree with VAGO. Throughout the audit process, the department provided detailed feedback and clarification regarding several factual matters. However, the report does not fully reflect this information, resulting in a risk that the significance of the identified issues may be overstated, and that the complexity of the operating environment for delivering major infrastructure programs is not fairly considered.

The department also has concerns regarding the interpretation and publication of school condition data, which when viewed without sufficient contextual information regarding methodology, timing, funding scope and project-specific circumstances, may lead to simplified comparisons or conclusions that do not accurately represent overall asset performance or investment outcomes.

The department's key concerns regarding specific findings are set out below:

### **Key Finding 1 - Targeting schools in poor condition: 'VSBA does not always make recommendations for school upgrade projects in line with its strategies for improving school conditions'**

#### *Framing of issue*

The school upgrade program is valued by school communities across Victoria who welcome funding to upgrade and modernise their spaces. With over 1,600 government schools across the State, government balances a range of factors including condition assessments, enrolment projections, and pre-existing project plans, when determining which school upgrade and modernisation projects to

Your details will be dealt with in accordance with the *Public Records Act 1973* and the *Privacy and Data Protection Act 2014*. Should you have any queries or wish to gain access to your personal information held by this department please contact our Privacy Officer at the above address



fund.

Throughout the report, VAGO has framed the purpose of the school upgrade program by stating that the program is in place to “make sure no school is in poor condition by 2034”. This is not accurate as the school upgrade program is in place to upgrade and modernise schools.

*Advice to government*

VAGO has misunderstood the role of the department in providing advice and the role of the department in supporting the preparation of a Minister’s business case which seeks funding through the annual state budget process and has conflated these processes. The department accepts that there is an opportunity to further mature its documentation processes.

**Key Finding 2 - Delivering school upgrade projects: ‘VSBA’s costings and timelines for school upgrade projects are not always transparent’**

*Costings process*

The department agrees it is important that both government and the Victorian community have confidence the department can deliver school upgrade projects on time and on budget and is transparent about any changes to these parameters.

When developing the costings for a project, the VSBA uses all available information, which is refined over time, to ensure each individual school project receives the funding it needs to deliver an announced project. The VSBA uses a costing model with portfolio-wide assumptions, which are then customised to reflect each school’s unique circumstances. VAGO has described this process as ‘ad hoc,’ when instead the department’s approach enables accurate costings tailored to individual schools to be calculated. The department does acknowledge that further maturity of the documentation of this costing approach is needed and has accepted the relevant recommendation.

*Delivery metrics*

The vast majority of school capital projects delivered by the VSBA are completed on time and on budget. Where there are changes to delivery dates or announced Total Estimated Investment (TEI) these are reported annually in Budget Paper 4 (BP4).

VAGO has used internal reporting documents to infer that a significant number of projects are not delivered on time or on budget, instead of using final project data as reported in BP4 that is in the public domain and follows whole-of-government requirements regarding time and budget data.

This reporting is in line with the *Financial Management Act 1994* and the *Resources Management Framework* requirements and includes additional funding contributions from a school or other third party to increase the scope of the project. These types of projects have a revised TEI that is published in BP4 and do not reflect an exceedance of the project budget for the announced scope as allocated in a State Budget.

While VAGO has indicated that costs have exceeded VSBA’s estimate in 29 per cent of projects, the correct figure is 10.8 per cent of projects.

Where VAGO indicated that timelines have exceeded VSBA’s estimate in 25 per cent of projects for the period 2017-18 and 2025-26, the correct figure is 18.7 per cent of projects. It should be noted that the period under review by VAGO includes of the COVID-19 pandemic and associated industry shutdowns for construction projects (noting school upgrade projects were not categorised as

essential projects).

#### *Financial controls*

VAGO has stated that “VSBA does not have adequate controls over key financial data.” The audit did not investigate any of the department’s financial controls and the department rejects this assertion.

#### **Key Finding 3 - Meeting school needs: ‘VSBA could do more to make sure upgrades meet school needs’**

#### *Factual inaccuracies*

While the department is always seeking to improve our ways of working with schools, there are a number of factual inaccuracies in this section. The department wishes to confirm that the VSBA:

- does consider whole of life costs when approving project variations, lifecycle considerations are embedded in the approved design and standards framework within which variations are assessed
- has multiple channels for schools and suppliers to provide feedback on their school upgrade project and on the VSBA
- does have a formal process for evaluating school upgrade project compliance with the VSBA’s Building Quality Standards Handbook which is managed through the VSBA’s Capital Program Assurance Service.

#### **Data dashboard**

The department does not support the publication of condition scores in this dashboard as it is fundamentally misleading, implying a causal relationship between the datapoints, and not necessarily reflective of the current condition score of a school. It also does not include other infrastructure funding that a school has received.

As provided to VAGO, and publicly stated, condition scores are generated as part of the Rolling Facilities Evaluation (RFE) program, which delivers condition assessments to every government school across a 5-year cycle. A single condition score is just one element within a comprehensive asset management system that identifies, prioritises, and addresses maintenance issues to ensure schools remain safe and in good condition.

Condition scores are a snapshot of a school’s condition at a point in time and are not updated after maintenance works. This means the scores are outdated almost immediately, when maintenance works are undertaken, and therefore do not necessarily reflect the current condition of the school.

Schools receive funding through the Planned Maintenance Program (PMP) to address high priority maintenance tasks identified through their RFE condition assessments but are responsible for addressing remaining RFE maintenance tasks as part of School Maintenance Plans, using funds allocated under the Student Resource Package. When the Planned Maintenance Program addresses Priority condition issues identified by the RFE, conceptually the score improves. It is also the department’s strong view that publication of the dashboard is misleading as it assumes a causal relationship between the datasets, and it is not in the public interest to publish these datapoints together.

Should your staff wish to discuss the department’s response, please contact Shamiso Mtenje, Executive Director, Assurance, Knowledge and Executive Services on [REDACTED] or [REDACTED]

Your details will be dealt with in accordance with the *Public Records Act 1973* and the *Privacy and Data Protection Act 2014*. Should you have any queries or wish to gain access to your personal information held by this department please contact our Privacy Officer at the above address



[REDACTED]

Yours sincerely



Tony Bates PSM

Secretary  
26/05/2026

*Encl.: Department's feedback on the proposed report and final action plan*

Your details will be dealt with in accordance with the *Public Records Act 1973* and the *Privacy and Data Protection Act 2014*. Should you have any queries or wish to gain access to your personal information held by this department please contact our Privacy Officer at the above address



**DE action plan: Delivering School Upgrade Projects**

#	Recommendation	Response #	The Department will:	By
1	Amend the Capital Investment Strategy so it includes all factors that influence funding prioritisation, including how the factors are weighted, and set up a process to regularly review and endorse the strategy through an appropriate governance forum.	Accept 1.1	Update the Capital Investment Strategy to include all relevant factors (noting that relevant factors change over time).  The updated Capital Investment Strategy will include detail on its review cycle and governance responsibility.	June 2027
2	Expand project costings to include: <ul style="list-style-type: none"> <li>• all rates and assumptions used in the standard costing process</li> <li>• guidance on when and how to document reasons for adjusting a standard costing</li> <li>• a review and approval process for major cost changes.</li> </ul>	Accept 2.1	Update the Costing Process Manual to include additional detail around: <ul style="list-style-type: none"> <li>• How rates and assumptions are applied in the costings process, including adjustments to account for specific known factors</li> <li>• Guidance for minor adjustments to standard costings (for example, escalation required)</li> <li>• The process for the review and approval of the cost changes.</li> </ul>	June 2027
3	Expand the data governance framework to include all publicly reported data to better assure its quality and accuracy.	Accept 3.1	Broaden the Data Governance Framework over time to include publicly reported datasets. This includes identifying roles and responsibilities associated with the datasets and establishing reporting and data quality management processes to ensure quality and accuracy.	June 2027
4	Establish a process for structuring contingencies that: <ul style="list-style-type: none"> <li>• accounts for a project's uncertainty and risk</li> <li>• allows for changes once more information is known</li> </ul>	Accept 4.1	Clarify existing cost-planning and project governance guidance to more explicitly articulate how contingencies are structured to reflect early-stage uncertainty, and how contingency and risk are reviewed and refined as projects move through the formal cost-planning and approval phases and more information becomes available.	December 2026

**DE action plan: Delivering School Upgrade Projects**

#	Recommendation	Response #	The Department will:	By
5	Create guidance for schools that explains how the Portfolio Asset Management Allowance (PAMA) is set and the services it allows the Victorian School Building Authority to deliver.	Accept	5.1 Update guidance on the Policy Advisory Library that explains PAMA.	December 2026
6	Support schools to make informed decisions about whole-of-life costs for school upgrade projects by providing: <ul style="list-style-type: none"> <li>• training and information to help school staff make decisions that may affect a project's long-term costs</li> <li>• information schools need to assess the material whole-of-life cost implications of decisions made during upgrade projects.</li> </ul>	Accept	6.1 As part of the first stage of the asset management plan process, update Bricks and Mortar Training to include more detailed information on whole of life costs to guide schools during the upgrade process when making decisions that may impact a project's long-term costs.	December 2026
			6.2 Update the Project Control Group agenda template to further clarify and make explicit to schools whole-of-life cost implications at key project decision points.	December 2026

# Appendix B:

## Abbreviations, acronyms and glossary

**Abbreviations** We use the following abbreviations in this report:

Abbreviation	Full spelling
Ministerial Directions	<i>Ministerial Directions for public construction procurement</i>
the department	Department of Education
the handbook	<i>Building Quality Standards Handbook</i>

**Acronyms** We use the following acronyms in this report:

Acronym	Full spelling
KPI	key performance indicator
OVGA	Office of the Victorian Government Architect
VAGO	Victorian Auditor-General's Office
VSBA	Victorian School Building Authority

**Glossary** The following terms are included in or relevant to this report:

Term	Explanation
Level of assurance	<p>This is a measure of the confidence we have in our conclusions. The quality and quantity of evidence we obtain affects our level of assurance.</p> <p>We design our work programs with the information needs of our report users in mind. We consider if we need to provide them with reasonable assurance or if a lower level of assurance may be appropriate.</p>
Limited assurance	<p>We obtain less assurance when we rely primarily on an agency's representations and other evidence generated by that agency. However, we aim to have enough confidence in our conclusion for it to be meaningful. We call these types of engagements <b>assurance reviews</b> and typically express our opinions in negative terms. For example, 'nothing has come to our attention to indicate there is a problem.'</p> <p>See our <a href="#">assurance services fact sheet</a> for more information.</p>
Reasonable assurance	<p>We achieve reasonable assurance by obtaining and verifying direct evidence from a variety of internal and external sources about an agency's performance. This enables us to draw a conclusion against an objective with a high level of assurance. We call these <b>performance audits</b>.</p> <p>See our <a href="#">assurance services fact sheet</a> for more information.</p>

# Appendix C:

## Audit scope and method

### Scope of this audit

#### Who we examined

We examined the following agency:

Agency	Their key responsibilities
Department of Education	Aims to provide every student in Victoria with equal access to high-quality public education. Through VSBA, the department builds, expands, modernises and maintains government schools across the state.

#### Our audit objective

Whether VSBA delivers targeted and well-managed school upgrade projects that meet school needs.

#### What we examined

We examined capital upgrade projects for existing government schools. We did not examine other programs VSBA administers, such as new school builds, planned maintenance programs or other grants for school works.




#### Aspects of performance examined

Our mandate for performance audits and reviews includes the assessment of economy, effectiveness, efficiency and compliance (often referred to as the '3Es + C').

In this audit we focused on the following aspects:

Economy	Effectiveness	Efficiency	Compliance
			

Key:

-  Primary focus
-  Secondary focus
-  Not assessed

### Conducting this audit

#### Assessing performance

To form a conclusion against our objective we used the following lines of inquiry and associated evaluation criteria.

Line of inquiry	Criteria
1. VSBA applies a consistent and transparent process for identifying and recommending school upgrade projects	1.1 VSBA has a robust process for identifying and prioritising investment in school upgrade projects.
	1.2 VSBA's recommendations for school upgrade projects are consistent with its identification and prioritisation process.
	1.3 VSBA clearly communicates budget outcomes for school upgrade projects to schools.
2. VSBA effectively procures and delivers school upgrade projects	2.1 VSBA factors school needs into the design, costing and procurement of school upgrade projects.
	2.2 VSBA's procurement for school upgrade projects is consistent with the <i>Project Development and Construction Management Act 1994</i> .
	2.3 School upgrade project cost overruns are managed transparently and mitigate risk to the government and schools.
	2.4 VSBA's project governance mitigates risk during delivery.
3. VSBA delivers school upgrade projects that meet school needs	3.1 VSBA monitors and evaluates the outcomes of its school upgrade projects to ensure they have met school needs.

#### Our methods

As part of the audit we:

- examined VSBA's process documentation and project data
- conducted interviews with the department's staff
- reviewed 10 school upgrade project case studies. We selected these as a sample from a statistical cross-section of school upgrade projects. The projects were initially funded from 2018–19 to 2021–22, with work running until 2025 at the latest. The selection was random from a group of school upgrade projects generated from the full set of school upgrade projects, using categories such as school region and type.

#### Level of assurance

In an assurance review, we primarily rely on the agency's representations and internally generated information to form our conclusions. By contrast, in a performance audit, we typically gather evidence from an array of internal and external sources, which we analyse and substantiate using various methods. Therefore, an assurance review obtains a lower level of assurance than a performance audit (meaning we have slightly less confidence in the accuracy of our conclusion).

#### Compliance

We conducted our audit in accordance with the *Audit Act 1994* and ASAE 3500 *Performance Engagements* to obtain reasonable assurance to provide a basis for our conclusion.

We complied with the independence and other relevant ethical requirements related to assurance engagements.

We also provided a copy of the report to the Department of Premier and Cabinet and Department of Treasury and Finance.

#### Cost and time

The full cost of the audit and preparation of this report was \$620,000.

The duration of the audit was 10 months from initiation to tabling.

## Appendix D:

# Announced investments

This table includes announced investments in upgrades and new schools in Victoria from 2017–18 to 2025–26. All information is from the Department of Education.

We have not included data we received after 24 April 2026.

Where possible, we have verified VSBA's total estimated investment figures against state Budget papers up until the 2025–26 Budget. However, VSBA has adjusted some of these figures since they were announced.

As we noted in Section 4, VSBA has rechecked total estimated investment figures manually after we found inconsistencies.

<b>Funding Year</b>	<b>Project / School Name</b>	<b>Council</b>	<b>Total Estimated Investment</b>
2017-18	Albert Park College - City Mission Relocation	Port Phillip	\$4,865,710
2017-18	Albert Park College - Pickles Street Campus (Stage 2)	Port Phillip	NA - The TEI is included in Albert Park College - City Mission Relocation \$358,037
2017-18	Aldercourt Primary School	Frankston	\$4,520,000
2017-18	Alphington Primary School - Stage 1	Yarra	NA - The TEI is included in Alphington Primary School - Stage 1
2017-18	Alphington Primary School - Stage 2	Yarra	\$90,000
2017-18	Ardmona Primary School	Greater Shepparton	\$1,759,000
2017-18	Ascot Vale Primary School	Moonee Valley	\$2,849,000
2017-18	Ashby Primary School	Greater Geelong	\$3,664,910
2017-18	Ballarat Hill School - Woodmans Hill	Ballarat	\$6,127,000
2017-18	Ballart High School - Mount Rowan Campus	Ballarat	\$11,469,000
2017-18	Bayside Special Development School	Kingston	\$26,800,000
2017-18	Beaumaris Secondary College	Bayside	\$2,029,000
2017-18	Bell Primary School	Darebin	\$754,000
2017-18	Bellbrae Primary School	Surf Coast	\$2,060,000
2017-18	Big Hill Primary School	Greater Bendigo	\$90,000
2017-18	Bolinda Primary School	Macedon Ranges	\$1,507,000
2017-18	Boronia Heights Primary School	Knox	\$1,407,000
2017-18	Bourchier Street Primary School	Greater Shepparton	\$352,000
2017-18	Braxholme-Wallacedale Community School	Southern Grampians	\$3,374,000
2017-18	Brunswick North Primary School	Merri-bek	\$3,559,000
2017-18	Bundoora Primary School	Banyule	\$402,000
2017-18	Campbellfield Heights Primary School	Hume	\$2,443,000
2017-18	Carisbrook Primary School	Central Goldfields	\$1,543,000
2017-18	Carnegie Primary School	Glen Eira	\$3,010,000
2017-18	Carrum Downs Secondary College	Frankston	\$1,206,000
2017-18	Castlemaine North Primary School	Mount Alexander	\$502,000
2017-18	Castlemaine Primary School	Mount Alexander	\$2,410,000
2017-18	Chilwell Primary School	Greater Geelong	\$800,000
2017-18	Cobains Primary School	Wellington	\$1,900,000
2017-18	Coburg High School	Merri-bek	\$6,727,000
2017-18	Coburg North Primary School	Merri-bek	\$7,190,000
2017-18	Collingwood College	Yarra	\$2,363,000
2017-18	Corryong College	Towong	\$492,000
2017-18	Deans Marsh Primary School	Surf Coast	\$472,000
2017-18	Dimboola Primary School	Hindmarsh	\$1,306,000
2017-18	Donburn Primary School	Manningham	\$221,000
2017-18	Elphinstone Primary School	Mount Alexander	\$1,507,000
2017-18	Eltham High School	Nillumbik	\$766,000
2017-18	Essendon Primary School	Moonee Valley	\$2,500,000
2017-18	Fairfield Primary School	Darebin	\$352,000
2017-18	Fawcner Primary School	Merri-bek	\$10,636,000
2017-18	Footscray Barkly Street 7-9 Gilmore Campus	Maribyrnong	\$4,500,000
2017-18	Fountain Gate Secondary College	Casey	\$1,000,000
2017-18	Frankston High School 7-10 Campus	Frankston	

<b>Funding Year</b>	<b>Project / School Name</b>	<b>Council</b>	<b>Total Estimated Investment</b>
2017-18	Geelong East Primary School	Greater Geelong	\$1,025,000
2017-18	Gisborne Primary School	Macedon Ranges	\$1,628,000
2017-18	Gleneagles Secondary College	Casey	\$502,000
2017-18	Hamlyn Banks Primary School	Greater Geelong	\$1,557,000
2017-18	Harrierville Primary School	Alpine	\$291,000
2017-18	Highvale Primary School	Monash	\$603,000
2017-18	Hughesdale Primary School	Monash	\$3,655,962
2017-18	Jamieson Primary School	Mansfield	\$201,000
2017-18	Kalianna Special School - Stage 2	Greater Bendigo	\$10,076,000
2017-18	Keilor Heights Primary School	Moonee Valley	\$542,000
2017-18	Kialla West Primary School	Greater Shepparton	\$955,000
2017-18	Kurnai College - Stage 2	Latrobe	\$1,640,000
2017-18	Kurunjang Primary School	Melton	\$1,140,000
2017-18	Laharum Primary School	Horsham	\$472,000
2017-18	Lara Lake Primary School	Greater Geelong	\$1,809,000
2017-18	Leopold Primary School	Greater Geelong	\$3,304,000
2017-18	Lilydale Primary School	Yarra Ranges	\$804,000
2017-18	Lilydale West Primary School	Yarra Ranges	\$2,110,000
2017-18	Lindenow Primary School	East Gippsland	\$980,303
2017-18	Lockwood Primary School	Greater Bendigo	\$613,000
2017-18	Lynall Hall Community School	Yarra	\$4,648,127
2017-18	Mansfield Primary School	Mansfield	\$2,192,000
2017-18	Melton Specialist School and Secondary College	Melton	\$7,900,000
2017-18	Merri Creek Primary School	Yarra	\$4,220,000
2017-18	Monbulk College - Stages 1 & 2	Yarra Ranges	\$10,797,132
2017-18	Montmorency South Primary School	Banyule	\$8,300,000
2017-18	Moonee Ponds West Primary School	Moonee Valley	\$575,000
2017-18	Mooroopna Park Primary School	Greater Shepparton	\$313,001
2017-18	Mount Duneed Regional Primary School	Greater Geelong	\$2,245,000
2017-18	Mount Macedon Primary School	Macedon Ranges	\$472,000
2017-18	Newlands Primary School	Darebin	\$754,000
2017-18	Newtown Primary School	Greater Geelong	\$2,043,000
2017-18	Orrvale Primary School	Greater Shepparton	\$1,768,000
2017-18	Port Melbourne Primary School	Port Phillip	\$5,542,000
2017-18	Prahran High School	Stonnington	\$42,206,000
2017-18	Preston High School - Stage 1	Darebin	\$5,080,000
2017-18	Queenscliff Primary School	Queenscliffe	\$211,000
2017-18	Sale Specialist School	Wellington	\$1,789,000
2017-18	Seaford North Primary School	Frankston	\$5,020,000
2017-18	South Melbourne Park Primary School	Port Phillip	\$21,686,000
2017-18	Spotswood Primary School	Hobsons Bay	\$1,407,000
2017-18	Springside West Secondary College - Stage 2 (formerly Tavlors Hill West Secondary College)	Melton	\$23,306,000
2017-18	Sunbury Downs Secondary College	Hume	\$3,920,000
2017-18	Swan Hill Primary School	Swan Hill	\$502,000
2017-18	Taradale Primary School	Mount Alexander	\$281,000
2017-18	Thornbury High School	Darebin	\$5,000,000

<b>Funding Year</b>	<b>Project / School Name</b>	<b>Council</b>	<b>Total Estimated Investment</b>
2017-18	Valkstone Primary School	Glen Eira	\$3,767,328
2017-18	Wandong Primary School	Mitchell	\$1,379,000
2017-18	Warrnambool East Primary School	Warrnambool	\$2,626,000
2017-18	Wellington Secondary College	Monash	\$6,293,000
2017-18	Wheelers Hill Secondary College	Monash	\$3,567,228
2017-18	Winchelsea Primary School	Surf Coast	\$379,098
2017-18	Yarra Ranges Special Development School	Yarra Ranges	\$500,000
2018-19	Abbotsford Primary School	Yarra	\$8,282,000
2018-19	Aberfeldie Primary School Stages 1 &2	Moonee Valley	\$2,485,351
2018-19	Aitken Hill Primary School	Hume	\$20,573,000
2018-19	Albert Park Primary School	Port Phillip	\$1,426,000
2018-19	Albion Primary School	Brimbank	\$1,362,000
2018-19	Ardmona Primary School - Stage 2	Greater Shepparton	\$500,000
2018-19	Ashley Park Primary School (formerly Yarrambat Park Primary School)	Whittlesea	\$19,082,000
2018-19	Ballam Park Primary School	Frankston	\$815,000
2018-19	Ballarat High School - Stage 2	Ballarat	\$4,000,000
2018-19	Banyule Primary School - Stages 1 & 2	Banyule	\$4,694,000
2018-19	Barwon Valley School	Greater Geelong	\$2,100,000
2018-19	Belvedere Park Primary School	Frankston	\$1,426,000
2018-19	Bentleigh West Primary School	Glen Eira	\$450,000
2018-19	Berwick Secondary College	Casey	\$1,464,000
2018-19	Boisdale Consolidated School	Wellington	\$400,000
2018-19	Bonbeach Primary School	Kingston	\$6,300,000
2018-19	Box Hill High School	Whitehorse	\$500,000
2018-19	Brunswick South West Primary School	Merri-bek	\$4,236,000
2018-19	Bundoora Primary School - Stage 2	Banyule	\$2,707,000
2018-19	Burnside Primary School	Melton	\$19,441,000
2018-19	Cardross Primary School	Mildura	\$846,000
2018-19	Carrum Primary School	Kingston	\$1,000,000
2018-19	Casterton Primary School	Glenelg	\$300,000
2018-19	Castlemaine Secondary College - Stage 3	Mount Alexander	\$11,792,000
2018-19	Centre for Higher Education Studies	Stonnington	\$27,500,000
2018-19	Ceres Primary School	Greater Geelong	\$1,253,000
2018-19	Charles La Trobe P-12 College	Darebin	\$6,242,000
2018-19	Chelsea Heights Primary School	Kingston	\$4,500,000
2018-19	Copperfield College	Brimbank	\$3,500,000
2018-19	Dandenong West Primary School	Greater Dandenong	\$5,100,000
2018-19	Derrinallum P-12 College	Corangamite	\$900,000
2018-19	Dimboola Memorial Secondary College	Hindmarsh	\$600,000
2018-19	Dinjerra Primary School	Maribyrnong	\$7,449,000
2018-19	Don Valley Primary School	Yarra Ranges	\$170,000
2018-19	Dunolly Primary School	Central Goldfields	\$161,000
2018-19	East Bentleigh Primary School	Glen Eira	\$5,024,000
2018-19	Edithvale Primary School	Kingston	\$750,000
2018-19	Elwood College - Stage 2	Port Phillip	\$600,000
2018-19	Epping Secondary College	Whittlesea	\$3,131,000

<b>Funding Year</b>	<b>Project / School Name</b>	<b>Council</b>	<b>Total Estimated Investment</b>
2018–19	Frankston Special Developmental School	Frankston	\$829,000
2018–19	Gisborne Primary School - Stage 2	Macedon Ranges	\$10,000,000
2018–19	Gladstone Park Primary School	Hume	\$1,563,000
2018–19	Glenallen School - Stage 2	Monash	\$700,000
2018–19	Greenhills Primary School	Banyule	\$2,200,000
2018–19	Hampton Park Secondary College	Casey	\$3,071,000
2018–19	Hawkesdale P12 College	Greater Dandenong	\$2,000,000
2018–19	Heathmont College	Maroondah	\$5,500,000
2018–19	Heywood District Secondary College	Glenelg	\$600,000
2018–19	Highton Primary School	Greater Geelong	\$1,600,000
2018–19	Hoddles Creek Primary School	Yarra Ranges	\$90,000
2018–19	Huntingdale Primary School	Monash	\$400,000
2018–19	Ivanhoe Primary School - Stage 2	Banyule	\$4,500,000
2018–19	Kaniva College	West Wimmera	\$2,300,000
2018–19	Karingal Primary School	Frankston	\$551,000
2018–19	Keysborough Gardens Primary School	Greater Dandenong	\$18,900,000
2018–19	Kingsley Park Primary School	Frankston	\$780,000
2018–19	Kongwak Primary School	South Gippsland	\$100,000
2018–19	Koo Wee Rup Secondary College	Cardinia	\$850,000
2018–19	Lalor Gardens Primary School	Whittlesea	\$4,095,000
2018–19	Launching Place Primary School	Yarra Ranges	\$500,000
2018–19	Lilydale Heights College (LUY)	Yarra Ranges	\$8,000,000
2018–19	Lilydale High School 2018 / 2019 (LUY)	Yarra Ranges	\$5,800,000
2018–19	Lismore Primary School	Corangamite	\$110,000
2018–19	Lyndale Secondary College - Stage 2	Greater Dandenong	\$3,800,000
2018–19	Mahogany Rise Primary School (FNEP)	Frankston	\$5,000,000
2018–19	Melba College - Stage 2	Maroondah	\$14,546,000
2018–19	Melton West Primary School	Melton	\$6,824,000
2018–19	Mildura West Primary School	Mildura	\$1,850,000
2018–19	Mirripoa Primary School (Baanip Primary School)	Greater Geelong	\$20,200,000
2018–19	Monash Special Developmental School	Monash	\$1,900,000
2018–19	Monterey Secondary College (FNEP)	Frankston	\$14,000,000
2018–19	Montrose Primary School	Yarra Ranges	\$3,837,000
2018–19	Moolap Primary School	Greater Geelong	\$600,000
2018–19	Mooroolbark College	Yarra Ranges	\$7,262,000
2018–19	Mooroopna Primary Early Learning Centre	Greater Shepparton	\$0
2018–19	Moriac Primary School - Stage 2	Surf Coast	\$500,000
2018–19	Mortlake P-12 College	Moyne	\$950,000
2018–19	Mount Clear College - Stage 2	Ballarat	\$4,095,000
2018–19	Mount Erin Secondary College	Frankston	\$3,930,000
2018–19	Mulgrave Primary School	Monash	\$3,800,000
2018–19	Narre Warren South P-12 College	Casey	\$6,333,000
2018–19	Nepean Special School	Frankston	\$1,300,000
2018–19	Niddrie Artistic School (formerly Western Autistic School - Niddrie Campus)	Hobsons Bay	\$8,500,000
2018–19	Northcote Primary School	Darebin	\$3,160,000
2018–19	Northern Bay P-12 College - Stage 2	Greater Geelong	\$1,500,000

<b>Funding Year</b>	<b>Project / School Name</b>	<b>Council</b>	<b>Total Estimated Investment</b>
2018-19	Northern College of the Arts and Technology	Darebin	\$11,256,000
2018-19	Northern School For Autism	Darebin	\$2,516,000
2018-19	Oakleigh Primary School	Monash	\$9,111,000
2018-19	Orbost Community College	East Gippsland	\$8,469,000
2018-19	Ormond Primary School	Glen Eira	\$2,311,000
2018-19	Pakenham Primary School	Cardinia	\$23,715,000
2018-19	Pascoe Vale Girls Secondary College	Merri-bek	\$4,300,000
2018-19	Pascoe Vale Primary School	Merri-bek	\$3,662,000
2018-19	Patterson Lakes Primary School	Kingston	\$2,547,000
2018-19	Preston High School - Stage 2	Darebin	\$10,625,000
2018-19	Reservoir East Primary School	Darebin	\$6,300,000
2018-19	Riddells Creek Primary School	Macedon Ranges	\$2,200,000
2018-19	Ringwood Secondary College - Stage 2	Maroonah	\$5,909,000
2018-19	Romsey Primary School - Regeneration	Macedon Ranges	\$3,200,000
2018-19	Rowellyn Park Primary School	Frankston	\$5,782,000
2018-19	Roxburgh College	Hume	\$3,209,000
2018-19	Saltwater P-9 College (formerly Sanctuary Lakes South P. Wyndham 9)		\$16,935,000
2018-19	Sandringham East Primary School - 14/15 & 16/17	Bayside	\$8,050,000
2018-19	School for Student Leadership (formerly The Alpine School)	Alpine	\$6,747,000
2018-19	Seaford Primary School	Frankston	\$5,300,000
2018-19	Seymour College	Mitchell	\$6,881,000
2018-19	Spring Gully Primary School - Stages 1 & 2	Greater Bendigo	\$7,410,000
2018-19	Springvale Rise Primary School	Greater Dandenong	\$2,381,000
2018-19	St Helena Secondary College - Stage 2	Banyule	\$3,820,000
2018-19	Stawell Secondary College	Northern Grampians	\$4,054,000
2018-19	Strathmore Secondary College	Moonee Valley	\$13,800,000
2018-19	Sunbury and Macedon Ranges Specialist School - Bullenaarook Senior Campus	Macedon Ranges	\$4,200,000
2018-19	Sunbury and Macedon Ranges Specialist School - Sunbury Campus	Hume	\$10,800,000
2018-19	Sunbury Heights Primary School	Hume	\$700,000
2018-19	Sunbury Primary School	Hume	\$3,500,000
2018-19	Surfside Primary School	Greater Geelong	\$1,300,000
2018-19	Tallarook Primary School	Mitchell	\$150,000
2018-19	Tarwin Valley Primary School	South Gippsland	\$500,000
2018-19	Torquay P-6 College	Surf Coast	\$2,127,000
2018-19	Traralgon Secondary College	Latrobe	\$6,000,000
2018-19	Truganina East P-9 (Doherty's Creek P-9 College)	Melton	\$18,553,000
2018-19	Upper Yarra Secondary College (LUY)	Yarra Ranges	\$6,200,000
2018-19	Wangaratta Dist Specialist School & Appin Park Primary School Regeneration	Wangaratta	\$2,200,000
2018-19	Warrnambool Special Development School	Warrnambool	\$19,628,000
2018-19	Warrnambool West Primary School	Warrnambool	\$250,000
2018-19	Waverley Meadows Primary School	Monash	\$1,454,000
2018-19	Westall Primary School	Kingston	\$12,310,000
2018-19	Winton Primary School	Benalla	\$90,000
2018-19	Wonthaggi Secondary College	Bass Coast	\$30,042,000

<b>Funding Year</b>	<b>Project / School Name</b>	<b>Council</b>	<b>Total Estimated Investment</b>
2018–19	Yarrabah School	Kingston	\$21,315,000
2019–20	Aintree Primary School (formerly Rockbank North Primary School)	Melton	A share of \$624.831 million
2019–20	Aldercourt Primary School (Frankston North Education Plan)	Frankston	A share of \$11.268 million
2019–20	Altona North Primary School	Hobsons Bay	\$3,930,000
2019–20	Altona P-9 College	Hobsons Bay	\$4,841,000
2019–20	Auburn High School - Stage 2	Boroondara	\$5,500,000
2019–20	Beechworth Secondary College	Indigo	\$9,384,000
2019–20	Bellbrae Primary School - Stage 2	Surf Coast	\$9,854,000
2019–20	Benalla P-12 College	Benalla	\$12,064,000
2019–20	Beveridge Primary School (formerly Beveridge West P-6)	Mitchell	A share of \$624.831 million
2019–20	Boronia Heights Primary School - Stage 2	Knox	\$1,321,000
2019–20	Botanic Ridge Primary School	Casey	A share of \$624.831 million
2019–20	Brentwood Secondary College	Monash	\$4,659,000
2019–20	Casey Fields Primary School	Casey	A share of \$624.831 million
2019–20	Copperfield College – Stage 2	Brimbank	\$6,500,000
2019–20	Cranbourne South Primary School	Casey	\$5,900,000
2019–20	Cranbourne West Primary School	Casey	\$700,000
2019–20	Cranbourne West Secondary College	Casey	A share of \$624.831 million
2019–20	Dandenong High School - Stage 2	Greater Dandenong	\$9,360,000
2019–20	Davis Creek Primary School	Wyndham	A share of \$624.831 million
2019–20	Diamond Valley College - Stage 2	Nillumbik	\$4,900,000
2019–20	Docklands Primary School	Melbourne	A share of \$624.831 million
2019–20	Echuca Regeneration Project – Stage 2	Campaspe	\$16,720,000
2019–20	Edenbrook Secondary College (formerly Pakenham Henry Road Secondary School)	Cardinia	A share of \$624.831 million
2019–20	Edgars Creek Primary School	Whittlesea	A share of \$624.831 million
2019–20	Edgars Creek Secondary College – Stage 2	Whittlesea	\$21,982,000
2019–20	Elevation Secondary College (formerly Craigieburn South Secondary College)	Hume	A share of \$624.831 million
2019–20	Exford Primary School	Melton	\$6,246,000
2019–20	Eynesbury Primary School	Melton	A share of \$624.831 million
2019–20	Fairfield Primary School - Stage 2	Darebin	\$7,000,000
2019–20	Footscray City College (Kinnear Campus)	Maribyrnong	NA - The TEI is included in the Footscray Learning Precinct
2019–20	Footscray Learning Precinct Seddon - Stage 2	Maribyrnong	\$49,521,000
2019–20	Frankston North Education Precinct – Stage 2	Frankston	NA - This includes 3 schools, Aldercourt PS, Mahogany Rise PS and Monterey SC that are separately identified
2019–20	Gaayip-Yagila Primary School (formerly Merrifield West Primary School)	Hume	A share of \$624.831 million
2019–20	Garrang Wilam Primary School (formerly Truganina South East Primary School)	Wyndham	A share of \$624.831 million
2019–20	Geelong High School	Greater Geelong	\$23,400,000
2019–20	Gladstone Views Primary School	Hume	\$3,126,000

<b>Funding Year</b>	<b>Project / School Name</b>	<b>Council</b>	<b>Total Estimated Investment</b>
2019–20	Grayling Primary School (formerly Clyde North East Primary School)	Casey	A share of \$624.831 million
2019–20	Hampton Park Secondary College - Stage 2	Casey	\$4,840,000
2019–20	Keelonith Primary School (formerly Greenvale North West Primary School)	Hume	A share of \$624.831 million
2019–20	Koonung Secondary College	Whitehorse	\$6,050,000
2019–20	Lucas Primary School	Ballarat	A share of \$624.831 million
2019–20	Marong Primary School	Greater Bendigo	\$6,403,000
2019–20	Matthew Flinders Girls Secondary College	Greater Geelong	\$7,819,000
2019–20	McKinnon Secondary College - East Campus	Glen Eira	A share of \$624.831 million
2019–20	Monbulk Primary School	Yarra Ranges	\$7,202,000
2019–20	Mount Clear College - Stage 3	Ballarat	\$5,500,000
2019–20	Mount Rowan Secondary College	Ballarat	\$3,596,000
2019–20	Murrumbeena Primary School - Stage 2	Glen Eira	\$1,340,000
2019–20	New Gisborne Primary School	Macedon Ranges	\$3,100,000
2019–20	Oberon High School (formerly Armstrong Creek Secondary College)	Greater Geelong	A share of \$624.831 million
2019–20	Oberon Primary School – Stages 1 & 2	Greater Geelong	\$2,378,000
2019–20	Orchard Park Primary School (formerly Timbertop Primary School)	Cardinia	A share of \$624.831 million
2019–20	Parkhill Primary School - Stage 2	Monash	\$4,000,000
2019–20	Port Melbourne Secondary College (formerly Fishermans Bend Secondary School)	Port Phillip	A share of \$624.831 million
2019–20	Preston Primary School	Darebin	\$400,000
2019–20	Ramleigh Park Primary School (formerly Thoroughbred Primary School)	Casey	A share of \$624.831 million
2019–20	Red Hill Consolidated School	Mornington Peninsula	\$3,200,000
2019–20	Research Primary School	Nillumbik	\$5,700,000
2019–20	Riverbend Primary School (formerly Wollahra Primary School)	Wyndham	A share of \$624.831 million
2019–20	Riverwalk Primary School (formerly Wyndham South Primary School)	Wyndham	A share of \$624.831 million
2019–20	Skye Primary School	Frankston	\$8,019,000
2019–20	Strathmore Secondary College – Stage 2	Moonee Valley	\$7,337,000
2019–20	Sunshine College - Stage 2	Brimbank	\$12,751,000
2019–20	The Grange P-12 College	Wyndham	\$10,718,000
2019–20	Upwey High School	Yarra Ranges	\$29,850,000
2019–20	Victoria University Secondary College	Brimbank	\$23,946,000
2019–20	Wales Street Primary School	Darebin	\$4,100,000
2019–20	Warringa Park School	Wyndham	\$14,091,000
2019–20	Watsonia Primary School	Banyule	\$2,087,000
2019–20	Waverley Meadows Primary School - Stage 2	Monash	\$1,100,000
2019–20	Wellington Secondary College	Monash	\$12,500,000
2019–20	White Hills Primary School	Greater Bendigo	\$4,600,000
2019–20	Wurun Senior Campus (formerly Fitzroy Gasworks Senior Campus)	Yarra	A share of \$624.831 million
2019–20	Yarra Ranges Special Developmental School – Stage 2	Yarra Ranges	\$3,451,000
2020–21	Altona College - Stage 2	Hobsons Bay	\$3,556,000
2020–21	Ararat Primary School	Ararat	\$550,000
2020–21	Ascot Vale Heights School (FEP)	Moonee Valley	\$4,300,000
2020–21	Ascot Vale West Primary School	Moonee Valley	\$11,637,000

<b>Funding Year</b>	<b>Project / School Name</b>	<b>Council</b>	<b>Total Estimated Investment</b>
2020–21	Auburn High School - Stage 3	Boroondara	\$11,534,000
2020–21	Auburn South Primary School	Boroondara	\$4,048,000
2020–21	Avondale Primary School	Moonee Valley	\$10,264,000
2020–21	Badger Creek Primary School	Yarra Ranges	\$9,011,000
2020–21	Baimbridge College	Southern Grampians	\$9,160,000
2020–21	Bairnsdale Secondary College	East Gippsland	\$1,260,000
2020–21	Bairnsdale Secondary College - Stage 2	East Gippsland	\$8,036,000
2020–21	Ballarat High School - Stage 3	Ballarat	\$8,218,000
2020–21	Ballarat Specialist School	Ballarat	\$10,000,000
2020–21	Banyule Primary School - Stage 3	Banyule	\$12,386,000
2020–21	Baringa Specialist School - Stage 2	Latrobe	\$13,706,000
2020–21	Barwon Valley School - Stage 2	Greater Geelong	\$10,726,000
2020–21	Bass Coast College - San Remo Campus Stages 1 & 2 (formerly Wonthaggi Secondary College)	Bass Coast	\$49,991,000
2020–21	Bayside P-12 College	Hobsons Bay	\$6,801,000
2020–21	Bayside Special Developmental School	Kingston	\$3,445,000
2020–21	Bayswater Secondary College	Knox	\$12,433,000
2020–21	Beaumaris Secondary College - Stage 2	Bayside	\$14,468,000
2020–21	Beechworth Primary School	Indigo	\$7,739,000
2020–21	Bell Primary School - Stage 2	Darebin	\$7,452,000
2020–21	Bellaire Primary School	Greater Geelong	\$7,640,000
2020–21	Bellarine Secondary College - Drysdale Campus	Greater Geelong	\$8,926,000
2020–21	Bellbrae Primary School - Stage 3	Surf Coast	\$2,380,000
2020–21	Belmore School	Boroondara	\$9,927,000
2020–21	Bendigo Senior Secondary College - Stage 4	Greater Bendigo	\$10,000,000
2020–21	Billanook Primary School	Yarra Ranges	\$7,911,000
2020–21	Birregurra Primary School	Colac-Otway	\$2,212,000
2020–21	Blackburn High School	Whitehorse	\$10,610,000
2020–21	Boronia West Primary School	Knox	\$4,334,000
2020–21	Box Hill North Primary School	Whitehorse	\$4,218,000
2020–21	Brandon Park Primary School - Stage 2	Monash	\$6,800,000
2020–21	Brunswick North West Primary School	Merri-bek	\$6,234,000
2020–21	Bulleen Heights School - Stage 2	Manningham	\$9,150,000
2020–21	Bundoora Primary School - Stage 3	Banyule	\$9,175,000
2020–21	Burwood East Primary School	Whitehorse	\$9,221,000
2020–21	Camberwell Primary School - Stage 2	Boroondara	\$709,000
2020–21	Cape Clear Primary School	Golden Plains	\$828,000
2020–21	Carlton Gardens Primary School	Melbourne	\$15,004,000
2020–21	Carwatha College P-12	Greater Dandenong	\$4,364,000
2020–21	Chatham Primary School	Boroondara	\$5,390,000
2020–21	Chewton Primary School	Mount Alexander	\$1,423,000
2020–21	Churchill North Primary School	Latrobe	\$3,448,000
2020–21	Clifton Hill Primary School - Stage 2	Yarra	\$12,757,000
2020–21	Clifton Springs Primary School - Stage 2	Greater Geelong	\$15,600,000
2020–21	Clyde Creek Primary School - Stage 2B (formerly Clyde North Station Primary School)	Casey	\$16,072,000
2020–21	Clyde Creek Primary School (formerly Clyde North Station Primary School)	Casey	A share of \$438.6 million

<b>Funding Year</b>	<b>Project / School Name</b>	<b>Council</b>	<b>Total Estimated Investment</b>
2020–21	Clyde Primary School	Casey	\$20,520,000
2020–21	Clyde Secondary College (formerly Clyde North Station Secondary College)	Casey	A share of \$438.6 million
2020–21	Cobram & District Specialist School	Moira	\$1,790,000
2020–21	Coburg Special Developmental School	Merri-bek	\$22,585,000
2020–21	Concongella Primary School	Northern Grampians	\$1,122,000
2020–21	Concord School	Banyule	\$10,150,000
2020–21	Cowes Primary School	Bass Coast	\$5,500,000
2020–21	Cranbourne Secondary College - Stage 2	Casey	\$6,617,000
2020–21	Croxton Specialist School - Stage 2	Darebin	\$7,985,000
2020–21	Croydon Community School	Maroondah	\$18,156,000
2020–21	Deanside Primary School (formerly Grasslands (Deanside) Primary School)	Melton	A share of \$438.6 million
2020–21	Delacombe Primary School - Stage 2	Ballarat	\$6,802,000
2020–21	Derinya Primary School	Frankston	\$4,800,000
2020–21	Diamond Creek East Primary School	Nillumbik	\$3,674,000
2020–21	Diamond Valley Special Developmental School	Nillumbik	\$10,000,000
2020–21	Diggers Rest Primary School - Stage 2	Melton	\$3,204,000
2020–21	Dromana Primary School	Mornington Peninsula	\$9,173,000
2020–21	East Loddon P-12 College	Loddon	\$4,500,000
2020–21	Elmore Primary School	Greater Bendigo	\$1,198,000
2020–21	Emerald Secondary College	Cardinia	\$5,018,000
2020–21	Emerson School	Greater Dandenong	\$14,040,000
2020–21	Endeavour Hills Specialist School	Casey	A share of \$438.6 million
2020–21	Exford Primary School - Stage 1B	Melton	\$25,325,000
2020–21	Exford Primary School - Stage 2	Melton	\$2,420,000
2020–21	Fairhills High School	Knox	\$8,071,000
2020–21	Falls Creek Primary School	Unincorporated Vic	\$1,453,000
2020–21	Fawkner Primary School	Merri-bek	\$7,977,000
2020–21	Fitzroy North Primary School	Yarra	\$9,000,000
2020–21	Fitzroy Primary School	Yarra	\$9,272,000
2020–21	Flemington Primary School (FEP)	Moonee Valley	\$1,356,000
2020–21	Footscray High School - Kinnear Street Campus	Maribyrnong	\$25,289,000
2020–21	Footscray North Primary School	Maribyrnong	\$17,090,000
2020–21	Footscray Primary School	Maribyrnong	\$20,241,000
2020–21	Frankston Special Developmental School - Stage 3	Frankston	\$12,633,000
2020–21	Furlong Park School For Deaf Children - Stage 3	Brimbank	\$9,429,000
2020–21	Geelong South Primary School	Greater Geelong	\$2,301,000
2020–21	Gilgai Plains Primary School (formerly Kalkallo Commons Primary School)	Hume	A share of \$438.6 million
2020–21	Gladstone Park Primary School - Stage 2	Hume	\$2,524,000
2020–21	Glen Huntly Primary School - Stage 2	Glen Eira	\$7,120,000
2020–21	Glenallen School - Stage 2	Monash	\$8,888,000
2020–21	Gleneagles Secondary College - Stage 2	Casey	\$5,095,000
2020–21	Glenroy Central Primary School	Merri-bek	\$753,000
2020–21	Glenroy West Primary School	Merri-bek	\$23,072,500
2020–21	Greater Shepparton Secondary College	Greater Shepparton	\$123,022,000

<b>Funding Year</b>	<b>Project / School Name</b>	<b>Council</b>	<b>Total Estimated Investment</b>
2020-21	Greenhills Primary School - Stage 2	Banyule	\$6,828,000
2020-21	Greensborough Secondary College	Banyule	\$9,947,000
2020-21	Greenvale Secondary College (formerly Greenvale Secondary School)	Hume	A share of \$438.6 million
2020-21	Grovedale West Primary School	Greater Geelong	\$6,559,000
2020-21	Hamilton Parklands School	Southern Grampians	\$12,986,000
2020-21	Hampden P-12 School - Terang Campus	Corangamite	\$10,685,000
2020-21	Hampton Park Secondary College - Stage 3	Casey	\$9,325,000
2020-21	Hazelwood North Primary School	Latrobe	\$2,718,000
2020-21	Heathmont College - Stage 2	MaroonDAH	\$2,500,000
2020-21	Hopetoun P-12 College	Yarriambiack	\$9,534,000
2020-21	Horsham Specialist School	Horsham	\$8,428,000
2020-21	Jacana School For Autism	Hume	\$10,000,000
2020-21	Jackson School	Brimbank	\$11,690,000
2020-21	Karingal Primary School - Stage 2	Frankston	\$4,110,000
2020-21	Keilor Heights Primary School	Moonee Valley	\$842,000
2020-21	Kew High School	Boroondara	\$9,755,000
2020-21	Kingswood Primary School	Kingston	\$8,236,000
2020-21	Koo Wee Rup Primary School	Cardinia	\$2,500,000
2020-21	Korumburra Secondary College - Stage 2	South Gippsland	\$12,836,000
2020-21	Kurnai College - Stage 3	Latrobe	\$2,778,000
2020-21	Kyabram P-12 College	Campaspe	\$6,871,000
2020-21	Kyneton High School - Stage 2	Macedon Ranges	\$10,991,000
2020-21	Lalor Primary School	Whittlesea	\$12,923,000
2020-21	Lalor Secondary College	Whittlesea	\$29,149,000
2020-21	Lang Lang Primary School	Cardinia	\$1,538,000
2020-21	Latrobe Special Developmental School	Latrobe	\$14,700,000
2020-21	Lilydale Heights College - Stage 3	Yarra Ranges	\$11,300,000
2020-21	Lilydale Heights College (LUY) - Stage 2	Yarra Ranges	\$5,349,000
2020-21	Lilydale High School - Stage 3	Yarra Ranges	\$6,370,000
2020-21	Lilydale High School (LUY) - Stage 2	Yarra Ranges	\$3,199,000
2020-21	Linton Primary School	Golden Plains	\$1,978,000
2020-21	Lorne P-12 College	Surf Coast	\$8,972,000
2020-21	Lyndale Secondary College - Stage 3	Greater Dandenong	\$10,800,000
2020-21	Macleod College	Banyule	\$4,929,000
2020-21	MacRobertson Girls High School	Port Phillip	\$8,000,000
2020-21	Maiden Gully Primary School	Greater Bendigo	\$4,590,000
2020-21	Marnebek School Cranbourne Campus 1 & 2	Casey	\$40,250,000
2020-21	Meadows Primary School	Hume	\$6,465,000
2020-21	Melton Specialist School	Melton	\$9,656,000
2020-21	Mentone Park Primary School	Kingston	\$4,000,000
2020-21	Merbein P-10 College - Stage 2	Mildura	\$5,937,000
2020-21	Merriang Special Developmental School	Whittlesea	\$3,390,000
2020-21	Merrivale Primary School	Warrnambool	\$5,445,000
2020-21	Mill Park Secondary College	Whittlesea	\$13,009,000
2020-21	Miners Rest Primary School	Ballarat	\$17,100,000
2020-21	Monash Special Developmental School - Stage 2	Monash	\$10,000,000

<b>Funding Year</b>	<b>Project / School Name</b>	<b>Council</b>	<b>Total Estimated Investment</b>
2020-21	Monbulk College - Stages 3 & 4	Yarra Ranges	\$17,118,000
2020-21	Monmia Primary School	Brimbank	\$6,934,000
2020-21	Montmorency Secondary College - Stage 2	Banyule	\$18,600,000
2020-21	Mordialloc College - Stage 2	Kingston	\$8,557,000
2020-21	Morwell Park Primary School Kindergarten	Latrobe	\$5,350,000
2020-21	Mount Alexander 7-12 College (FEP)	Moonee Valley	\$26,300,000
2020-21	Mount Waverley Secondary College	Monash	\$8,031,000
2020-21	Nagambie Primary School	Strathbogie	\$2,998,000
2020-21	Nelson Park School - Stage 2	Greater Geelong	\$10,728,000
2020-21	Newcomb Park Primary School - Stage 2	Greater Geelong	\$3,231,000
2020-21	Newcomb Secondary College	Greater Geelong	\$6,000,000
2020-21	Newstead Primary School - Stage 2	Mount Alexander	\$2,460,000
2020-21	North Melbourne Primary School - Molesworth Street Campus	Melbourne	\$43,270,000
2020-21	Norwood Secondary College - Stage 2	Maroondah	\$7,380,000
2020-21	Oakleigh Primary School - Stage 2	Monash	\$4,010,000
2020-21	Oakleigh South Primary School	Monash	\$8,847,000
2020-21	Pakenham Consolidated School	Cardinia	\$10,000,000
2020-21	Parkdale Secondary College - Stage 4	Kingston	\$9,668,000
2020-21	Parktone Primary School - Stage 2	Kingston	\$3,542,000
2020-21	Pascoe Vale Primary School - Stage 2	Merri-bek	\$7,946,000
2020-21	Pascoe Vale South Primary School - Stage 2	Merri-bek	\$1,330,000
2020-21	Patterson River Secondary College - Stage 3	Frankston	\$8,000,000
2020-21	Peter Lalor Secondary College	Whittlesea	\$10,200,000
2020-21	Phoenix P-12 Community College	Ballarat	\$10,823,000
2020-21	Port Melbourne Primary School - Stage 2	Port Phillip	\$7,844,000
2020-21	Port Phillip Specialist School	Port Phillip	\$9,310,000
2020-21	Preston High School - Stage 2B	Darebin	\$24,137,000
2020-21	Preston High School - Stages 3 & 4	Darebin	NA - The TEI is included in Preston High School - Stage 2B
2020-21	Preston South Primary School	Darebin	\$16,850,000
2020-21	Reservoir High School	Darebin	\$4,363,000
2020-21	Reservoir Primary School	Darebin	\$3,409,000
2020-21	Reservoir Primary School - Stage 2	Darebin	\$17,971,597
2020-21	Rosamond Specialist School	Maribyrnong	\$10,000,000
2020-21	Rosebud Primary School	Mornington Peninsula	\$15,164,000
2020-21	Rosebud Secondary College	Mornington Peninsula	\$10,495,000
2020-21	Ruskin Park Primary School	Maroondah	\$10,734,000
2020-21	Sanctuary Lakes South: Saltwater P-9 College - Stage 2	Wyndham	\$13,675,000
2020-21	Skipton Primary School	Corangamite	\$4,197,000
2020-21	South Oakleigh College (OEP)	Monash	\$8,930,000
2020-21	Southern Autistic School	Glen Eira	\$6,660,000
2020-21	Southern Autistic School - Stage 2	Glen Eira	\$6,821,000
2020-21	St Helena Secondary College - Stage 3	Banyule	\$13,471,000
2020-21	St Kilda Primary School	Port Phillip	\$5,236,000
2020-21	Staughton College	Melton	\$5,850,000
2020-21	Strathaird Primary School	Casey	\$10,000,000

<b>Funding Year</b>	<b>Project / School Name</b>	<b>Council</b>	<b>Total Estimated Investment</b>
2020–21	Strathmerton Primary School	Moira	\$3,686,000
2020–21	Strathmore North Primary School	Moonee Valley	\$7,560,500
2020–21	Strathmore North Primary School - Stage 2	Moonee Valley	NA - The TEI is included in Strathmore North Primary School
2020–21	Strathulloh Primary School (formerly Bridge Road (Melton) Primary School)	Melton	A share of \$438.6 million
2020–21	Sunbury West Primary School	Hume	\$10,497,000
2020–21	Sunshine Primary School	Brimbank	\$11,156,000
2020–21	Sunshine Special Developmental School	Brimbank	\$10,800,000
2020–21	Swan Hill Specialist School	Swan Hill	\$1,645,000
2020–21	Sydney Road Community School	Merri-bek	\$3,420,000
2020–21	Syndal South Primary School	Monash	\$5,176,000
2020–21	Taylor's Lakes Secondary College	Brimbank	\$1,820,000
2020–21	Templestowe Heights Primary School	Manningham	\$11,729,000
2020–21	Thornbury High School - Stage 2	Darebin	\$15,176,000
2020–21	Timbarra P-9 College	Casey	\$2,900,000
2020–21	Tooborac Primary School	Mitchell	\$1,117,000
2020–21	Traralgon College - Grey Street Senior Campus	Latrobe	\$13,616,000
2020–21	Truganina East: Doherty's Creek P-9 College - Stage 2	Wyndham	\$11,230,000
2020–21	Tucker Road Bentleigh Primary School - Stage 2	Glen Eira	\$4,967,000
2020–21	Vermont South Special School	Whitehorse	\$10,108,000
2020–21	Victorian College For The Deaf	Melbourne	\$10,000,000
2020–21	Waaia Yalca South Primary School	Moira	\$778,000
2020–21	Wallan Primary School	Mitchell	\$6,738,000
2020–21	Wangaratta Dist Specialist School & Appin Park Primary School Regeneration - Stage 2	Wangaratta	\$5,235,000
2020–21	Warragul Regional College	Baw Baw	\$12,259,000
2020–21	Warringa Park School - Stage 2	Wyndham	\$7,966,000
2020–21	Watsonia Heights Primary School	Banyule	\$7,884,000
2020–21	Watsonia Primary School - Stage 2	Banyule	\$4,425,000
2020–21	Westall Primary School - Stage 2	Kingston	\$7,315,000
2020–21	Western Port Secondary College	Mornington Peninsula	\$12,762,000
2020–21	Williamstown High School - Pasco Campus	Hobsons Bay	\$3,470,000
2020–21	Willowbank Primary School (formerly Gisborne South Primary School)	Macedon Ranges	A share of \$438.6 million
2020–21	Windsor Primary School	Stonnington	\$18,951,000
2020–21	Wodonga Middle Years College	Wodonga	\$11,250,000
2020–21	Woodville Primary School	Wyndham	\$10,656,000
2020–21	Woori Yallock Primary School	Yarra Ranges	\$10,504,000
2020–21	Yarra Ranges Special Developmental School – Stage 3	Yarra Ranges	\$10,000,000
2020–21	Yarraville Special Developmental School	Maribyrnong	\$5,677,000
2021–22	Aireys Inlet Primary School	Surf Coast	\$2,220,000
2021–22	Alamanda K-9 College	Wyndham	\$19,420,000
2021–22	Albert Park College and the Victorian College of the Arts Secondary School - Stages 1 & 2	Port Phillip	\$15,364,000
2021–22	Ashburton Primary School	Boroondara	\$676,000
2021–22	Barrawang Primary School (formerly Wollert West Primary School)	Whittlesea	A share of \$491.560 million

<b>Funding Year</b>	<b>Project / School Name</b>	<b>Council</b>	<b>Total Estimated Investment</b>
2021-22	Birralee Primary School	Manningham	\$4,288,000
2021-22	Brentwood Park Primary School	Casey	\$3,464,000
2021-22	California Gully Primary School	Greater Bendigo	\$5,480,000
2021-22	Casterton Primary School	Glenelg	\$5,176,000
2021-22	Chelsea Primary School	Kingston	\$3,889,000
2021-22	Cobram Primary School	Moira	\$10,000,000
2021-22	Cranbourne West Secondary College - Stage 2	Casey	\$16,900,000
2021-22	Dandenong North Primary School	Greater Dandenong	\$6,800,000
2021-22	Donnybrook Primary School (formerly Hayes Hill Primary School)	Whittlesea	A share of \$491.560 million
2021-22	Drouin Primary School	Baw Baw	\$24,324,680
2021-22	Elevation Secondary College - Stage 2	Hume	\$25,200,000
2021-22	Footscray City Primary School	Maribyrnong	\$13,428,000
2021-22	Footscray City Primary School	Maribyrnong	NA - The TEI is included in the Footscray Learning Precinct
2021-22	Frankston High School - Stage 3	Frankston	\$15,757,000
2021-22	Glen Eira College - Stage 2	Glen Eira	A share of \$84.966 million
2021-22	Glen Waverley South Primary School	Monash	\$9,639,000
2021-22	Goonawarra Primary School	Hume	\$10,000,000
2021-22	Homestead Senior Secondary College	Wyndham	\$53,000,000
2021-22	Huntly Primary School	Greater Bendigo	\$251,000
2021-22	Karwan Primary School (formerly Riverdale East Primary School & Tarneit Primary School)	Wyndham	A share of \$491.560 million
2021-22	Kensington Primary School - Stage 2	Melbourne	\$7,599,000
2021-22	Kerang South Primary School	Gannawarra	\$2,915,000
2021-22	Koo Wee Rup Primary School - Stage 2	Cardinia	\$6,872,000
2021-22	Kurrun Primary School (formerly Officer Rix Road Primary School)	Cardinia	A share of \$491.560 million
2021-22	Lollypop Creek Primary School	Wyndham	\$25,580,000
2021-22	Manchester Primary School	Yarra Ranges	\$5,494,000
2021-22	Manor Lakes P-12 College - Stage 2	Wyndham	\$12,671,020
2021-22	Mansfield Secondary College - Stage 2	Mansfield	\$8,066,000
2021-22	Mickleham Secondary College - Stage 1 (formerly Merrifield West Secondary School)	Hume	A share of \$491.560 million
2021-22	Moorabbin Primary School	Kingston	\$18,857,100
2021-22	Mount Beauty Primary School	Alpine	\$2,316,000
2021-22	Mount Ridley P-12 College	Hume	\$14,908,400
2021-22	Mullauna Secondary College - Stage 2	Whitehorse	\$5,230,000
2021-22	Nearnung Primary School (formerly Tarneit Missen House Primary School)	Wyndham	A share of \$491.560 million
2021-22	Newlands Primary School - Stages 1 & 2	Darebin	\$11,828,600
2021-22	Ngarri Primary School (formerly Holyoake Parade Primary School)	Wyndham	A share of \$491.560 million
2021-22	Orbost Secondary College	East Gippsland	\$900,000
2021-22	Parkwood Green Primary School	Melton	\$10,000,000
2021-22	Pascoe Vale Girls Secondary College - Stage 2	Merri-bek	\$11,944,000
2021-22	Plenty Parklands Primary School	Whittlesea	\$5,400,000
2021-22	Quarters Primary School (formerly Camms Road Primary School)	Casey	A share of \$491.560 million
2021-22	Rushworth P-12 College	Campaspe	\$5,570,000
2021-22	Sale College	Wellington	\$3,000,000

<b>Funding Year</b>	<b>Project / School Name</b>	<b>Council</b>	<b>Total Estimated Investment</b>
2021–22	St Albans East Primary School	Brimbank	\$8,325,000
2021–22	Tarneit Senior College	Wyndham	A share of \$491.560 million
2021–22	Templeton Primary School	Knox	\$9,189,000
2021–22	Thornhill Park Primary School (formerly Rockbank Murrav Road Primary School)	Melton	A share of \$491.560 million
2021–22	Underbool Primary School	Mildura	\$705,000
2021–22	Victorian Academy of Teaching and Leadership - 41 St Andrews Place	Melbourne	Share of \$32,396,000
2021–22	Victorian Academy of Teaching and Leadership - Bairnsdale	East Gippsland	Share of \$32,396,000
2021–22	Victorian Academy of Teaching and Leadership - Ballarat	Ballarat	Share of \$32,396,000
2021–22	Victorian Academy of Teaching and Leadership - Bendigo	Greater Bendigo	Share of \$32,396,000
2021–22	Victorian Academy of Teaching and Leadership - Geelong	Greater Geelong	Share of \$32,396,000
2021–22	Victorian Academy of Teaching and Leadership - Mildura	Mildura	Share of \$32,396,000
2021–22	Victorian Academy of Teaching and Leadership - Moe	Latrobe	Share of \$32,396,000
2021–22	Victorian Academy of Teaching and Leadership - Shepparton	Greater Shepparton	Share of \$32,396,000
2021–22	Viewbank Primary School	Banyule	\$6,954,000
2021–22	Warrandyte High School	Manningham	\$3,540,000
2021–22	Wayi School (formerly Mount Ridley Special School)	Hume	A share of \$491.560 million
2021–22	Weeden Heights Primary School	Whitehorse	\$5,833,000
2021–22	Wembley Primary School	Maribyrnong	\$10,555,000
2021–22	Westall Secondary College	Kingston	\$9,392,000
2021–22	Whealers Hill Primary School	Monash	\$985,000
2021–22	Wollert Primary School (formerly Wollert East Primary School)	Whittlesea	A share of \$438.6 million
2021–22	Wollert Secondary College - Stage 1 (formerly Wollert East Secondary College)	Whittlesea	A share of \$491.560 million
2022–23	Aintree Primary School	Melton	\$12,612,000
2022–23	Aitken Hill Primary School	Hume	\$12,897,000
2022–23	Ashwood High School	Monash	\$15,443,000
2022–23	Ashwood School	Monash	\$9,737,128
2022–23	Aurora School	Whitehorse	\$1,800,000
2022–23	Banmira Specialist School (formerly Verney Road School)	Greater Shepparton	\$27,594,598
2022–23	Banum Warrik Primary School (formerly Lockerbie Central Primary School)	Hume	A share of \$527.233 million
2022–23	Banyan Fields Primary School - Stage 2	Frankston	\$2,404,000
2022–23	Bass Coast Specialist School	Bass Coast	\$2,954,861
2022–23	Belvoir Wodonga Special Developmental School	Wodonga	A share of \$325.963 million
2022–23	Bemin Secondary College (formerly Truganina North Secondary School)	Wyndham	A share of \$527.233 million
2022–23	Benalla P-12 College - Stage 2	Benalla	\$14,280,000
2022–23	Bendigo Special Developmental School	Greater Bendigo	A share of \$325.963 million
2022–23	Binap Primary School (formerly Brookfield Primary School)	Melton	A share of \$527.233 million
2022–23	Bittern Primary School	Mornington Peninsula	\$3,020,000
2022–23	Brinbeal Secondary College (formerly Riverdale Secondary School)	Wyndham	A share of \$527.233 million
2022–23	Broadmeadows Special Developmental School	Hume	\$20,069,009

<b>Funding Year</b>	<b>Project / School Name</b>	<b>Council</b>	<b>Total Estimated Investment</b>
2022–23	Bundoora Secondary College	Banyule	\$10,000,000
2022–23	Burwood East Special Developmental School	Whitehorse	A share of \$325.963 million
2022–23	Carrum Downs Secondary College - Stage 2	Frankston	\$3,464,000
2022–23	Cobram & District Specialist School - Stage 2	Moira	A share of \$325.963 million
2022–23	Coldstream Primary School	Yarra Ranges	\$2,456,000
2022–23	Croydon Special Developmental School	Maroondah	\$12,920,803
2022–23	Dandenong Valley Special Developmental School	Casey	\$15,568,124
2022–23	Darley Primary School	Moorabool	\$10,678,000
2022–23	Dharra School (formerly Aintree Specialist School)	Melton	A share of \$527.233 million
2022–23	Diggers Rest Primary School - Stage 3	Melton	\$13,443,000
2022–23	Doreen Primary School	Nillumbik	\$5,387,000
2022–23	East Gippsland Specialist School	East Gippsland	\$7,077,034
2022–23	East Loddon P-12 College - Stage 2	Loddon	\$12,754,000
2022–23	Eastern Ranges School	Knox	A share of \$325.963 million
2022–23	Gaayip-Yagila Primary School - Stage 2	Hume	\$13,532,000
2022–23	Glenroy Specialist School	Merri-bek	A share of \$325.963 million
2022–23	Grasmere Primary School	Moyne	\$2,580,000
2022–23	Hampden P-12 School - Cobden Campus	Corangamite	\$4,307,355
2022–23	Hampton East School (formerly Berendale School & Katandra School)	Bayside	\$13,137,751
2022–23	Hawthorn West Primary School	Boroondara	\$5,731,000
2022–23	Hume Valley School	Hume	A share of \$325.963 million
2022–23	Jennings Street School	Hobsons Bay	\$9,968,500
2022–23	Kambrya College	Casey	\$21,050,000
2022–23	Kingston Heath Primary School	Kingston	\$5,990,000
2022–23	Kurmile Primary School (formerly Officer Brunt Road Primary School)	Cardinia	A share of \$527.233 million
2022–23	Laa Yulta Primary School (formerly Black Forest East Primary School)	Wyndham	A share of \$527.233 million
2022–23	Laburnum Primary School	Whitehorse	\$9,085,000
2022–23	Lake Colac School (Colac Specialist School)	Colac-Otway	\$19,910,000
2022–23	Merri Creek Primary School - Stage 2	Yarra	\$5,352,000
2022–23	Merriang Special Developmental School - Stage 2	Whittlesea	A share of \$325.963 million
2022–23	Mickleham Primary School	Hume	\$30,423,000
2022–23	Mildura Specialist School	Mildura	\$12,656,676
2022–23	Montague Continuing Education Centre	Port Phillip	A share of \$325.963 million
2022–23	Moonee Ponds West Primary School	Moonee Valley	\$7,627,000
2022–23	Mordialloc Beach Primary School	Kingston	\$2,884,000
2022–23	Mornington Special Developmental School	Mornington Peninsula	A share of \$325.963 million
2022–23	Mount Pleasant Road Nunawading Primary School	Whitehorse	\$9,982,000
2022–23	Mount Rowan Secondary College	Ballarat	\$6,385,000
2022–23	Naranga School	Frankston	A share of \$325.963 million
2022–23	Nelson Park School - Stage 3	Greater Geelong	A share of \$325.963 million

<b>Funding Year</b>	<b>Project / School Name</b>	<b>Council</b>	<b>Total Estimated Investment</b>
2022–23	Nganboo Borron School (formerly Lollypop Creek Specialist School)	Wyndham	A share of \$527.233 million
2022–23	Northcote High School - Stage 2	Darebin	\$17,265,000
2022–23	Northern School for Autism - Shed	Darebin	\$27,856,436
2022–23	Northern School for Autism - Stage 1	Darebin	\$27,856,436
2022–23	Officer Specialist School	Cardinia	A share of \$325.963 million
2022–23	Pascoe Vale Primary School - Stage 3	Merri-bek	\$8,106,000
2022–23	Peninsula Specialist College	Mornington Peninsula	\$11,079,728
2022–23	Reservoir High School - Stage 2	Darebin	\$9,021,000
2022–23	Sandringham College - Stage 2	Bayside	\$28,050,000
2022–23	Sandringham East Primary School	Bayside	\$3,848,000
2022–23	Skene Street School Stawell	Northern Grampians	A share of \$325.963 million
2022–23	South Gippsland Specialist School	South Gippsland	A share of \$325.963 million
2022–23	Springvale Park Special Developmental School	Greater Dandenong	\$8,886,612
2022–23	St Albans Heights Primary School	Brimbank	\$13,447,000
2022–23	Staughton College	Melton	\$35,300,000
2022–23	Swan Hill Specialist School - Stage 2	Swan Hill	A share of \$325.963 million
2022–23	The Patch Primary School	Yarra Ranges	\$6,483,000
2022–23	Topirum Primary School (formerly Alexander Boulevard Primary School)	Casey	A share of \$527.233 million
2022–23	Walcom Ngarrwa Secondary College (formerly Lollypop Creek Secondary School)	Wyndham	A share of \$527.233 million
2022–23	Waratah Special Developmental School	Banyule	A share of \$325.963 million
2022–23	Warracknabeal Education Precinct - Stage 2	Yarriambiack	\$23,037,000
2022–23	Warragul & District Specialist School	Baw Baw	A share of \$325.963 million
2022–23	Warreen Primary School (formerly Truganina North Primary School)	Wyndham	A share of \$527.233 million
2022–23	Warringa Park School - Bethany Road & Warringa Crescent Campuses	Wyndham	\$14,658,265
2022–23	Warringa Park School (Missen House Campus) - Stage 3	Wyndham	\$14,658,265
2022–23	Wedderburn College	Loddon	\$12,886,000
2022–23	Western Autistic School	Hobsons Bay	A share of \$325.963 million
2022–23	Westgarth Primary School	Darebin	\$13,045,000
2022–23	Wimba Primary School (formerly Tarneit North Primary School)	Wyndham	A share of \$527.233 million
2022–23	Yarra Primary School	Yarra	\$7,208,000
2022–23	Yarrabing Secondary College (formerly Aintree Secondary School)	Melton	A share of \$527.233 million
2022–23	Yinnar Primary School	Latrobe	\$7,337,000
2022–23	Yubup Primary School (formerly Merrifield South Primary School)	Hume	A share of \$527.233 million
2023–24	Aldercourt Primary School	Frankston	\$3,800,000
2023–24	Altona Primary School	Hobsons Bay	\$1,200,000
2023–24	Ararat Secondary College	Ararat	\$4,690,000
2023–24	Ballarat Specialist School	Ballarat	A share of \$25,000,000.00
2023–24	Barayip Primary School (formerly Riverdale North Primary School)	Wyndham	A share of \$573,178,000.00
2023–24	Bass Coast Specialist School	Bass Coast	A share of \$25,000,000.00
2023–24	Bayswater South Primary School	Knox	\$11,070,000

<b>Funding Year</b>	<b>Project / School Name</b>	<b>Council</b>	<b>Total Estimated Investment</b>
2023–24	Bentleigh Secondary College	Glen Eira	\$12,716,000
2023–24	Bethal Primary School	Hume	\$11,000,000
2023–24	Cheltenham Secondary College	Kingston	\$7,300,000
2023–24	Clyde Secondary College	Casey	\$24,210,487
2023–24	Coburg High School	Merri-bek	\$17,800,000
2023–24	Cranbourne Park Primary School	Casey	\$1,900,000
2023–24	Croydon Primary School	Maroondah	\$1,518,000
2023–24	Currawa Primary School	Greater Shepparton	\$1,453,000
2023–24	East Gippsland Specialist School	East Gippsland	A share of \$25,000,000.00
2023–24	Echuca Twin Rivers Specialist School	Campaspe	A share of \$25,000,000.00
2023–24	Eltham High School	Nillumbik	\$8,940,000
2023–24	Emerald Secondary College	Cardinia	\$8,770,000
2023–24	Essendon Keilor College	Moonee Valley	\$0
2023–24	Fleetwood Primary School	Casey	\$310,000
2023–24	Footscray West Primary School	Maribyrnong	\$9,400,000
2023–24	Forest Hill College - Stage 2	Whitehorse	\$10,900,000
2023–24	Forest Street Primary School	Ballarat	\$5,572,000
2023–24	Geelong East Primary School	Greater Geelong	\$3,390,000
2023–24	Gisborne Secondary College - Stage 2	Macedon Ranges	\$5,800,000
2023–24	Gladysdale Primary School	Yarra Ranges	\$2,209,000
2023–24	Greenvale Secondary College	Hume	\$30,247,616
2023–24	Hallam Secondary College	Casey	\$24,200,000
2023–24	Heathmont East Primary School	Maroondah	\$5,440,000
2023–24	Huntly Primary School - Stage 2	Greater Bendigo	\$13,180,000
2023–24	John Fawcner Secondary College	Merri-bek	\$14,500,000
2023–24	Kent Park Primary School	Knox	\$900,000
2023–24	Kerrimuir Primary School	Whitehorse	\$8,140,000
2023–24	Keysborough Gardens Primary School	Greater Dandenong	\$5,300,000
2023–24	Koonung Secondary College	Whitehorse	\$8,900,000
2023–24	Kuyim Primary School (formerly Pakenham North West Primary School)	Cardinia	A share of \$573,178,000.00
2023–24	Lake Colac School	Colac-Otway	A share of \$25,000,000.00
2023–24	Mahogany Rise Primary School	Frankston	\$950,000
2023–24	Melton Secondary College	Melton	\$8,870,000
2023–24	Mirniyan Primary School (formerly Thompsons West Primary School)	Casey	A share of \$573,178,000.00
2023–24	Moe (Elizabeth Street) Primary School	Latrobe	\$5,300,000
2023–24	Montmorency Primary School	Banyule	\$5,367,000
2023–24	Mount Duneed Regional Primary School	Greater Geelong	\$3,600,000
2023–24	Mount Waverley Primary School	Monash	\$5,860,000
2023–24	Murrayville Community College	Mildura	\$4,680,000
2023–24	Myrtleford P-12 College	Alpine	\$9,430,000
2023–24	Narrarrang Primary School (formerly Fishermans Bend Primary School)	Port Phillip	A share of \$573,178,000.00
2023–24	Ngayuk College (formerly Lockerbie Secondary School)	Hume	A share of \$573,178,000.00
2023–24	Niddrie Primary School	Moonee Valley	\$12,534,000
2023–24	Northern Bay P-12 College - Stage 3	Greater Geelong	\$17,200,000
2023–24	Ormond Primary School - Stage 2	Glen Eira	\$248,000

<b>Funding Year</b>	<b>Project / School Name</b>	<b>Council</b>	<b>Total Estimated Investment</b>
2023–24	Overport Primary School	Frankston	\$582,000
2023–24	Pakenham Secondary College	Cardinia	\$11,300,000
2023–24	Parkhill Primary School - Stage 2	Monash	\$5,300,000
2023–24	Preston Primary School	Darebin	\$3,700,000
2023–24	Richmond Primary School	Yarra	\$16,349,000
2023–24	Rosehill Secondary College - Stage 2	Moonee Valley	\$10,874,000
2023–24	Saltwater P-9 College	Wyndham	\$37,321,000
2023–24	Somers Primary School	Mornington Peninsula	\$1,000,000
2023–24	Somerville Primary School	Mornington Peninsula	\$1,000,000
2023–24	Springvale Park Special Developmental School	Greater Dandenong	A share of \$25,000,000.00
2023–24	St Arnaud Secondary College	Northern Grampians	\$10,000,000
2023–24	Sydenham - Hillside Primary School	Brimbank	\$9,500,000
2023–24	Tallangatta Primary School	Towong	\$4,100,000
2023–24	Turrun Primary School (formerly Clyde North Primary School)	Casey	A share of \$573,178,000.00
2023–24	University Park Primary School	Brimbank	\$7,400,000
2023–24	Upper Yarra Secondary College - Stage 3	Yarra Ranges	\$6,000,000
2023–24	Upper Yarra Secondary College (LUY) - Stage 2	Yarra Ranges	\$4,129,000
2023–24	Vermont Secondary College	Whitehorse	\$9,324,000
2023–24	Wallington Primary School - Stage 2	Greater Geelong	\$2,100,000
2023–24	Wandong Primary School - Stage 2	Mitchell	\$10,100,000
2023–24	Wangaratta District Specialist School - Benalla Campus Stage 3	Wangaratta	\$6,981,000
2023–24	Watsonia North Primary School	Banyule	\$5,264,000
2023–24	Western Heights Secondary College	Greater Geelong	\$7,550,000
2023–24	Wirrigirri Primary School (formerly Wollert Central Primary School)	Whittlesea	A share of \$573,178,000.00
2023–24	Wonthaggi Primary School	Bass Coast	\$6,700,000
2023–24	Woodmans Hill Secondary College	Ballarat	\$8,590,000
2023–24	Wulerrp Secondary College (formerly Clyde North Secondary School)	Casey	A share of \$573,178,000.00
2023–24	Yalingbu Yirramboi - Royal Childrens Hospital School	Melbourne	\$620,000
2023–24	Yarraville Special Developmental School	Maribyrnong	A share of \$25,000,000.00
2023–24	Yurran P-9 College (formerly Point Cook South P-9)	Wyndham	A share of \$573,178,000.00
2024–25	Alamanda K-9 College - Stage 2	Wyndham	\$32,000,000
2024–25	Balambalam Primary School (formerly Clyde Creek North Primary School)	Casey	A share of \$947.736 million
2024–25	Beechworth Secondary College - Stage 2	Indigo	\$6,400,000
2024–25	Birranga College (formerly Clyde Creek North Secondary School)	Casey	A share of \$947.736 million
2024–25	Biyala Primary School (formerly Warralily Park Primary School)	Greater Geelong	A share of \$947.736 million
2024–25	Camberwell Primary School - Stage 3	Boroondara	\$9,700,000
2024–25	Camp Hill Primary School	Greater Bendigo	\$4,100,000
2024–25	Clayton South Primary School	Kingston	\$12,450,000
2024–25	Cobden Technical School	Corangamite	\$6,600,000
2024–25	Cranbourne Secondary College - Stage 3	Casey	\$9,000,000
2024–25	Eastbourne Primary School	Mornington Peninsula	\$9,500,000
2024–25	Eildon Primary School	Murrindindi	\$4,800,000
2024–25	Essendon Primary School - Stage 2	Moonee Valley	\$2,600,000

<b>Funding Year</b>	<b>Project / School Name</b>	<b>Council</b>	<b>Total Estimated Investment</b>
2024–25	Fitzroy Primary School - Stage 2	Yarra	\$6,600,000
2024–25	Gamadji Primary School (formerly Mickleham South Primary School)	Hume	A share of \$947.736 million
2024–25	Gisborne Secondary College	Macedon Ranges	\$12,928,000
2024–25	Gladstone Park Secondary College	Hume	\$11,700,000
2024–25	Heatherwood School - Stage 2	Manningham	\$10,287,000
2024–25	Heidelberg Primary School	Banyule	\$14,070,000
2024–25	Hoppers Crossing Secondary College	Wyndham	\$11,779,000
2024–25	James Cook Primary School	Casey	\$9,100,000
2024–25	Kala Primary School (formerly Casey Central Primary School)	Casey	A share of \$947.736 million
2024–25	Kerribana Primary School (formerly Leneva (Frederic St Road) Primary School)	Wodonga	A share of \$947.736 million
2024–25	Kolorer College (formerly Cobblebank Secondary School)	Melton	A share of \$947.736 million
2024–25	Kulap Primary School (formerly Ballarto Road Primary School)	Casey	A share of \$947.736 million
2024–25	Lyndhurst Secondary College	Casey	\$13,600,000
2024–25	Marra School (formerly Lockerbie Specialist School)	Hume	A share of \$947.736 million
2024–25	Mickleham Secondary College - Stage 2	Hume	\$24,241,500
2024–25	Middle Park Primary School	Port Phillip	\$8,800,000
2024–25	Mindalk Primary School (formerly Tarneit Plains Primary School)	Melton	A share of \$947.736 million
2024–25	Moonee Ponds Primary School	Moonee Valley	\$6,572,000
2024–25	Mulgrave Primary School - Stage 2	Monash	\$6,000,000
2024–25	Murrum Primary School (formerly Toolern Waters Primary School)	Melton	A share of \$947.736 million
2024–25	Muyan Primary School (formerly Wallan East Primary School)	Mitchell	A share of \$947.736 million
2024–25	Natimuk Primary School	Horsham	\$2,090,000
2024–25	Ngurruga School (formerly Point Cook South Specialist School)	Wyndham	A share of \$947.736 million
2024–25	Paynesville Primary School	East Gippsland	\$4,400,000
2024–25	Pinewood Primary School	Monash	\$8,560,000
2024–25	Rainbow P-12 College - Stage 2	Hindmarsh	\$11,161,000
2024–25	Ringwood Secondary College - Stage 3	Maroondah	\$17,352,000
2024–25	Seaford North Primary School - Stage 2	Frankston	\$18,200,000
2024–25	South Melbourne Primary School	Port Phillip	\$500,000
2024–25	Stawell Secondary College - Stage 2	Northern Grampians	\$11,152,000
2024–25	Strathtulloh Primary School - Stage 2	Melton	\$14,381,000
2024–25	Sunshine College - North Campus	Brimbank	\$0
2024–25	Swan Hill North Primary School	Swan Hill	\$8,900,000
2024–25	Swinburne Senior Secondary College	Boroondara	\$19,525,000
2024–25	Tarnagulla Primary School	Loddon	\$1,974,000
2024–25	Thornbury Primary School	Darebin	\$17,600,000
2024–25	Toolern Vale and District Primary School	Melton	\$6,420,000
2024–25	Traralgon (Kosciuszko Street) Primary School	Latrobe	\$6,800,000
2024–25	Traralgon (Stockdale Road) Primary School	Latrobe	\$10,030,000
2024–25	Umarkoo Primary School (formerly Wollert Andrews Road Primary School)	Whittlesea	A share of \$947.736 million
2024–25	Wantirna College	Knox	\$11,198,000
2024–25	Whittlesea Secondary College	Whittlesea	\$11,700,000

<b>Funding Year</b>	<b>Project / School Name</b>	<b>Council</b>	<b>Total Estimated Investment</b>
2024–25	Wiyal Primary School (formerly Plumpton Primary School)	Melton	A share of \$947.736 million
2024–25	Woody Yaloak Primary School	Golden Plains	\$11,307,000
2024–25	Wollert Secondary College - Stage 2	Whittlesea	\$36,165,600
2024–25	Yirrama Primary School (formerly Horseshoe Bend Primary School)	Greater Geelong	A share of \$947.736 million
2025–26	Aintree North Primary School (interim name)	Melton	A share of \$ 336.306m
2025–26	Altona Green Primary School	Hobsons Bay	A share of \$10,000,000.00
2025–26	Bacchus Marsh College	Moorabool	A share of \$10,000,000.00
2025–26	Belmont High School	Greater Geelong	\$11,200,000
2025–26	Bemin Secondary College (Morris Road Campus)	Wyndham	A share of \$ 336.406m
2025–26	Boroondara Park Primary School	Boroondara	A share of \$10,000,000.00
2025–26	Brinbeal Secondary College	Wyndham	A share of \$ 336.306m
2025–26	Broadford Primary School	Mitchell	\$13,700,000
2025–26	Broadford Secondary College	Mitchell	A share of \$10,000,000.00
2025–26	Buckley Park College	Moonee Valley	\$19,286,000
2025–26	Carlton North Primary School	Yarra	\$0
2025–26	Carrington Primary School	Knox	\$13,900,000
2025–26	Casey Fields Primary School	Casey	A share of \$ 47.774m
2025–26	Caulfield South Primary School	Glen Eira	\$9,000,000
2025–26	Coburg Primary School	Merri-bek	A share of \$10,000,000.00
2025–26	Colac West Primary School	Colac-Otway	\$10,200,000
2025–26	Collingwood College - Stage 2	Yarra	\$6,890,000
2025–26	Cranbourne West Secondary College	Casey	\$18,818,000
2025–26	Drouin Secondary College - Stage 2	Baw Baw	\$11,700,000
2025–26	Edenhope College	West Wimmera	\$13,100,000
2025–26	Gardenvale Primary School	Bayside	\$11,700,000
2025–26	Greenvale Primary School	Hume	A share of \$10,000,000.00
2025–26	Hallam Primary School	Casey	A share of \$10,000,000.00
2025–26	Hampton Primary School	Bayside	\$9,800,000
2025–26	Hazel Glen College	Whittlesea	\$800,000
2025–26	Kangaroo Ground Primary School	Nillumbik	\$4,514,000
2025–26	Kurunjang Secondary College	Melton	\$10,700,000
2025–26	Lakes Entrance Primary School	East Gippsland	\$6,600,000
2025–26	Lancaster Primary School	Campaspe	A share of \$10,000,000.00
2025–26	Leongatha Secondary College	South Gippsland	\$11,700,000
2025–26	Lismore Primary School	Corangamite	\$1,800,000
2025–26	Manorvale Primary School	Wyndham	\$12,100,000
2025–26	Maribyrnong College	Maribyrnong	A share of \$10,000,000.00
2025–26	Maryborough Education Centre	Central Goldfields	A share of \$10,000,000.00
2025–26	McKinnon Primary School	Glen Eira	\$12,600,000
2025–26	Melba Secondary College	Maroondah	\$12,700,000
2025–26	Melton Primary School	Melton	A share of \$10,000,000.00
2025–26	Melton South Primary School	Melton	\$21,300,000
2025–26	Mordialloc College	Kingston	\$12,600,000
2025–26	Mount Eliza North Primary School	Mornington Peninsula	\$11,700,000
2025–26	Mount Erin Secondary College	Frankston	\$5,000,000
2025–26	Mount Waverley North Primary School	Monash	A share of \$10,000,000.00

<b>Funding Year</b>	<b>Project / School Name</b>	<b>Council</b>	<b>Total Estimated Investment</b>
2025–26	Mullauna Secondary College - Stage 3	Whitehorse	\$17,600,000
2025–26	Nepean Specialist School - Stage 2	Frankston	\$3,116,000
2025–26	Norris Bank Primary School	Whittlesea	A share of \$10,000,000.00
2025–26	Officer Brunt Road Proposed Specialist School (interim name)	Cardinia	A share of \$ 336.306m
2025–26	Orchard Grove Primary School	Whitehorse	\$13,500,000
2025–26	Rangebank Primary School	Casey	\$6,300,000
2025–26	Riverwalk Primary School	Wyndham	A share of \$ 47.774m
2025–26	San Remo Primary School	Bass Coast	\$5,300,000
2025–26	Sherbrooke Community School	Yarra Ranges	A share of \$10,000,000.00
2025–26	South Melbourne Primary School	Port Phillip	\$2,630,000
2025–26	St Albans North Primary School	Brimbank	A share of \$10,000,000.00
2025–26	Stawell West Primary School	Northern Grampians	\$4,700,000
2025–26	Taylors Lakes Primary School	Brimbank	\$7,780,000
2025–26	The Grange P-12 College	Wyndham	A share of \$10,000,000.00
2025–26	Vermont Primary School	Whitehorse	A share of \$10,000,000.00
2025–26	Walcom Ngarra Secondary College	Wyndham	A share of \$336.406 million
2025–26	Wangaratta High School	Wangaratta	\$11,700,000
2025–26	Warragul North Primary School	Baw Baw	A share of \$10,000,000.00
2025–26	White Hills Primary School	Greater Bendigo	\$9,230,000
2025–26	Winchelsea Primary School	Surf Coast	A share of \$10,000,000.00
2025–26	Yarra Ranges Special Developmental School - Stage 4	Yarra Ranges	\$9,145,000
2025–26	Yarrabing Secondary College	Melton	A share of \$336.406 million
2025–26	Yarrowonga College P-12	Moira	A share of \$10,000,000.00

# Appendix E:

## School information

This table includes:

- the physical condition of Victorian school assets. This data is supplied by VSBA, capturing each school's most recent condition score as at December 2025
- school enrolments as at February 2025, sourced from a public Department of Education dataset
- the number of major buildings at each school as at December 2025, as supplied by VSBA.

School Name	Council	Condition Score	Condition	Enrolments
Abbotsford Primary School	Yarra	3.86	Good	170
Aberfeldie Primary School	Moonee Valley	3.32	Worn	369
Ainslie Parklands Primary School	Maroondah	3.21	Poor	93
Aintree Primary School	Melton	3.85	Good	1298
Aireys Inlet Primary School	Surf Coast	3.35	Worn	72
Airly Primary School	Wellington	3.48	Worn	22
Aitken Creek Primary School	Hume		Unknown	961
Aitken Hill Primary School	Hume	3.77	Good	889
Alamanda K-9 College	Wyndham	3.6	Good	3237
Albanvale Primary School	Brimbank	3.48	Worn	321
Albany Rise Primary School	Monash	3.34	Worn	212
Albert Park College	Port Phillip	3.7	Good	1663
Albert Park Primary School	Port Phillip	3.28	Worn	442
Alberton Primary School	Wellington	3.44	Worn	97
Albion North Primary School	Brimbank	3.39	Worn	183
Albion Primary School	Brimbank	3.44	Worn	200
Aldercourt Primary School	Frankston	3.46	Worn	215
Alexandra Primary School	Murrindindi	3.42	Worn	157
Alexandra Secondary College	Murrindindi	3.22	Poor	333
Alfredton Primary School	Ballarat	3.36	Worn	510
Alkira Secondary College	Casey		Unknown	2006
Allansford and District Primary School	Warrnambool	3.25	Worn	163
Alphington Primary School	Yarra	3.7	Good	365
Altona College	Hobsons Bay	3.39	Worn	792
Altona Green Primary School	Hobsons Bay	3.07	Poor	417
Altona Meadows Primary School	Hobsons Bay	3.25	Worn	241
Altona North Primary School	Hobsons Bay	3.13	Poor	212
Altona Primary School	Hobsons Bay	3.22	Poor	518
Alvie Primary School	Colac-Otway	3.09	Poor	74
Amphitheatre Primary School	Pyrenees	2.93	Poor	17
Amsleigh Park Primary School	Monash	3.5	Good	348
Anakie Primary School	Greater Geelong	3.5	Good	68
Andersons Creek Primary School	Manningham	3.53	Good	175
Anglesea Primary School	Surf Coast	3.54	Good	160
Antonio Park Primary School	Whitehorse	3.46	Worn	526
Apollo Bay P-12 College	Colac-Otway	3.32	Worn	340
Apollo Parkways Primary School	Nillumbik	3.16	Poor	679
Appin Park Primary School	Wangaratta	3.6	Good	183
Apsley Primary School	West Wimmera	3.3	Worn	23
Araluen Primary School	Wellington	3.5	Good	105
Ararat North Primary School	Ararat	3.24	Poor	44
Ararat Primary School	Ararat	2.96	Poor	229
Ararat Secondary College	Ararat	3.42	Worn	349
Ararat West Primary School	Ararat	3.37	Worn	258
Ardeer Primary School	Brimbank	3.34	Worn	134
Ardeer South Primary School	Brimbank	3.64	Good	125

School Name	Council	Condition Score	Condition	Enrolments
Ardmona Primary School	Greater Shepparton	3.51	Good	10
Armadale Primary School	Stonnington	3.69	Good	255
Armstrong Creek School	Greater Geelong		Unknown	890
Arnolds Creek Primary School	Melton	3.31	Worn	743
Arthurs Creek Primary School	Nillumbik	3.47	Worn	24
Ascot Vale Heights School	Moonee Valley	3.44	Worn	106
Ascot Vale Primary School	Moonee Valley	3.44	Worn	263
Ascot Vale West Primary School	Moonee Valley	3.05	Poor	282
Ashburton Primary School	Boroondara	3.34	Worn	441
Ashby Primary School	Greater Geelong	3.29	Worn	257
Ashley Park Primary School	Whittlesea	3.7	Good	489
Ashwood High School	Monash	3.77	Good	994
Ashwood School	Monash	3.3	Worn	123
Aspendale Gardens Primary School	Kingston	3.35	Worn	580
Aspendale Primary School	Kingston	3.38	Worn	468
Athol Road Primary School	Greater Dandenong	3.54	Good	401
Auburn High School	Boroondara	3.42	Worn	861
Auburn Primary School	Boroondara	3.73	Good	384
Auburn South Primary School	Boroondara	3.65	Good	543
Aurora School	Whitehorse	3.44	Worn	245
Avenel Primary School	Strathbogie	3.27	Worn	123
Avoca Primary School	Pyrenees	3.16	Poor	92
Avondale Primary School	Moonee Valley	3.83	Good	434
Axedale Primary School	Greater Bendigo	3.47	Worn	94
Bacchus Marsh College	Moorabool	3.33	Worn	978
Bacchus Marsh Primary School	Moorabool	3.26	Worn	767
Baden Powell P-9 College	Wyndham	3.22	Poor	824
Badger Creek Primary School	Yarra Ranges	3.93	Good	235
Baimbridge College	Southern Grampians	3.25	Worn	321
Bairnsdale Primary School	East Gippsland	3.44	Worn	268
Bairnsdale Secondary College	East Gippsland	3.37	Worn	1249
Bairnsdale West Primary School	East Gippsland	3.49	Worn	325
Balambalam Primary School	Casey	5	Good	780
Ballam Park Primary School	Frankston	3.35	Worn	144
Ballan Primary School	Moorabool	3.4	Worn	230
Ballarat High School	Ballarat	3.42	Worn	1476
Ballarat North Primary School	Ballarat	3.43	Worn	335
Ballarat Primary School (Dana Street)	Ballarat	3.37	Worn	223
Ballarat Specialist School	Ballarat	3.37	Worn	442
Balliang East Primary School	Moorabool	3.4	Worn	73
Balmoral K-12 Community College	Southern Grampians	3.19	Poor	90
Balnarring Primary School	Mornington Peninsula	3.31	Worn	322
Balwyn High School	Boroondara	3.4	Worn	2207
Balwyn North Primary School	Boroondara	3.25	Worn	541
Balwyn Primary School	Boroondara	3.45	Worn	563
Bandiana Primary School	Wodonga	3.48	Worn	283

School Name	Council	Condition Score	Condition	Enrolments
Banmira Specialist School	Greater Shepparton	3.6	Good	227
Bannockburn P-12 College	Golden Plains		Unknown	805
Banum Warrik Primary School	Hume	5	Good	279
Banyan Fields Primary School	Frankston	3.39	Worn	521
Banyule Primary School	Banyule	3.18	Poor	625
Baranduda Primary School	Wodonga	3.16	Poor	166
Barayip Primary School	Wyndham	5	Good	174
Baringa Special School	Latrobe	3.5	Good	164
Barnawartha Primary School	Indigo	3.11	Poor	54
Barrawang Primary School	Whittlesea	5	Good	363
Barton Primary School	Casey		Unknown	1081
Barwon Heads Primary School	Greater Geelong	3.08	Poor	413
Barwon Valley School	Greater Geelong	3.58	Good	154
Bass Coast College	Bass Coast	3.64	Good	1704
Bass Coast Specialist School	Bass Coast	3.17	Poor	68
Bass Valley Primary School	Bass Coast	3.41	Worn	208
Baxter Primary School	Mornington Peninsula	3.32	Worn	224
Bayles Regional Primary School	Cardinia	3.44	Worn	158
Bayside P-12 College	Hobsons Bay	3.26	Worn	990
Bayside Special Developmental School	Kingston	3.6	Good	47
Bayswater North Primary School	Maroondah	3.29	Worn	208
Bayswater Primary School	Knox	3.4	Worn	148
Bayswater Secondary College	Knox	3.39	Worn	263
Bayswater South Primary School	Knox	3.29	Worn	340
Bayswater West Primary School	Knox	3.46	Worn	218
Beaconsfield Primary School	Cardinia	3.29	Worn	612
Beaconsfield Upper Primary School	Cardinia	3.5	Good	320
Bealiba Primary School	Central Goldfields	3.38	Worn	5
Beaufort Primary School	Pyrenees	3.52	Good	131
Beaufort Secondary College	Pyrenees	3.34	Worn	215
Beaumaris North Primary School	Bayside	3.43	Worn	458
Beaumaris Primary School	Bayside	3.45	Worn	554
Beaumaris Secondary College	Bayside	3.94	Good	900
Beeac Primary School	Colac-Otway	3.1	Poor	24
Beechworth Primary School	Indigo	3.66	Good	198
Beechworth Secondary College	Indigo	3.57	Good	295
Belgrave South Primary School	Yarra Ranges	3.41	Worn	363
Bell Park North Primary School	Greater Geelong	3.27	Worn	296
Bell Primary School	Darebin	3.22	Poor	443
Bellaire Primary School	Greater Geelong	3.35	Worn	618
Bellarine Secondary College	Greater Geelong	3.18	Poor	1168
Bellbrae Primary School	Surf Coast	3.5	Good	497
Bellbridge Primary School	Wyndham	3.32	Worn	588
Belle Vue Park Primary School	Merri-bek	3.33	Worn	167
Belle Vue Primary School	Boroondara	3.43	Worn	125
Belmont High School	Greater Geelong	3.25	Worn	1295

School Name	Council	Condition Score	Condition	Enrolments
Belmont Primary School	Greater Geelong	3.28	Worn	298
Belmore School	Boroondara	3.77	Good	39
Belvedere Park Primary School	Frankston	3.36	Worn	291
Belvoir Wodonga Special Developmental School	Wodonga	3.66	Good	157
Bemin Secondary College	Wyndham	5	Good	880
Benalla P-12 College	Benalla	3.4	Worn	705
Bendigo Primary School	Greater Bendigo	2.99	Poor	198
Bendigo Senior Secondary College	Greater Bendigo	3.4	Worn	1859
Bendigo South East 7-10 Secondary College	Greater Bendigo	3.25	Worn	1041
Bendigo Special Developmental School	Greater Bendigo	3.15	Poor	167
Bentleigh Secondary College	Glen Eira	3.64	Good	932
Bentleigh West Primary School	Glen Eira	3.6	Good	784
Benton Junior College	Mornington Peninsula	3.42	Worn	594
Berwick Chase Primary School	Casey	3.47	Worn	691
Berwick Fields Primary School	Casey	3.46	Worn	896
Berwick Lodge Primary School	Casey	3.48	Worn	492
Berwick Primary School	Casey	3.25	Worn	887
Berwick Secondary College	Casey	3.15	Poor	1668
Bethal Primary School	Hume	3.37	Worn	262
Bethanga Primary School	Towong	3.63	Good	36
Beulah Primary School	Yarriambiack	3.06	Poor	28
Beverford District Primary School	Swan Hill	3.25	Worn	31
Beveridge Primary School	Mitchell	3.67	Good	723
Beverley Hills Primary School	Manningham	3.39	Worn	791
Big Hill Primary School	Greater Bendigo	3.43	Worn	220
Billanook Primary School	Yarra Ranges	3.53	Good	437
Bimbadeen Heights Primary School	Yarra Ranges	3.43	Worn	540
Binap Primary School	Melton	5	Good	390
Bindjiroo Yaluk Community School	Yarra	3.14	Poor	86
Birchip P-12 School	Buloke	3.18	Poor	160
Birmingham Primary School	Yarra Ranges	3.52	Good	666
Birralee Primary School	Manningham	3.51	Good	572
Birranga College	Casey	5	Good	550
Birregurra Primary School	Colac-Otway	3.13	Poor	115
Bittern Primary School	Mornington Peninsula	3.16	Poor	79
Biyala Primary School	Greater Geelong	5	Good	650
Black Hill Primary School	Ballarat	3.3	Worn	401
Black Rock Primary School	Bayside	3.46	Worn	466
Blackburn English Language School	Whitehorse	3.67	Good	335
Blackburn High School	Whitehorse	3.63	Good	1288
Blackburn Lake Primary School	Whitehorse	3.59	Good	541
Blackburn Primary School	Whitehorse	3.53	Good	431
Boisdale Consolidated School	Wellington	3.55	Good	192
Bolinda Primary School	Macedon Ranges	3.14	Poor	42
Bolwarra Primary School	Glenelg	3.49	Worn	36
Bona Vista Primary School	Baw Baw	3.85	Good	17

School Name	Council	Condition Score	Condition	Enrolments
Bonbeach Primary School	Kingston	3.56	Good	367
Boneo Primary School	Mornington Peninsula	3.51	Good	344
Boolarra Primary School	Latrobe	3.36	Worn	27
Boort District P-12 School	Loddon	3.1	Poor	180
Boronia Heights Primary School	Knox	3.72	Good	512
Boronia K-12 College	Knox	3.48	Worn	505
Boroondara Park Primary School	Boroondara	3.42	Worn	269
Botanic Ridge Primary School	Casey	3.76	Good	441
Bourchier Street Primary School Shepparton	Greater Shepparton	3.4	Worn	585
Box Hill High School	Whitehorse	3.43	Worn	1534
Box Hill North Primary School	Whitehorse	3.36	Worn	213
Box Hill Senior Secondary College	Whitehorse	3.07	Poor	272
Brandon Park Primary School	Monash	3.32	Worn	553
Branxholme-Wallacedale Community School	Southern Grampians	3.09	Poor	8
Brauer Secondary College	Warrnambool	3.36	Worn	893
Braybrook College	Maribyrnong	3.37	Worn	1382
Brentwood Park Primary School	Casey	3.47	Worn	1003
Brentwood Secondary College	Monash	3.65	Good	1554
Briagolong Primary School	Wellington	3.45	Worn	89
Briar Hill Primary School	Banyule	3.1	Poor	205
Bridgewater Primary School	Loddon	3.54	Good	17
Bridgewood Primary School	Cardinia	3.76	Good	557
Bright P-12 College	Alpine	3.38	Worn	473
Brighton Beach Primary School	Bayside	2.87	Poor	268
Brighton Primary School	Bayside	3.18	Poor	542
Brighton Secondary College	Bayside	3.24	Poor	864
Brinbeal Secondary College	Wyndham	5	Good	433
Broadford Primary School	Mitchell	3.18	Poor	332
Broadford Secondary College	Mitchell	3.38	Worn	830
Broadmeadows Primary School	Hume	3.74	Good	242
Broadmeadows Special Developmental School	Hume	3.58	Good	361
Broadmeadows Valley Primary School	Hume	3.34	Worn	207
Broken Creek Primary School	Benalla	3.09	Poor	20
Brookside P-9 College	Melton	3.29	Worn	1193
Brunswick East Primary School	Merri-bek	3.08	Poor	288
Brunswick North Primary School	Merri-bek	3.03	Poor	448
Brunswick North West Primary School	Merri-bek	3.43	Worn	372
Brunswick Secondary College	Merri-bek	3.48	Worn	1071
Brunswick South Primary School	Merri-bek	3.26	Worn	322
Brunswick South West Primary School	Merri-bek	3.28	Worn	439
Bruthen Primary School	East Gippsland	3.54	Good	71
Buangor Primary School	Ararat	3.44	Worn	17
Buchan Primary School	East Gippsland	3.54	Good	23
Buckley Park College	Moonee Valley	3.29	Worn	903
Bullarto Primary School	Hepburn	3.27	Worn	31
Bulleen Heights School	Manningham	3.5	Good	273

School Name	Council	Condition Score	Condition	Enrolments
Buln Buln Primary School	Baw Baw	3.66	Good	143
Bundalaguah Primary School	Wellington	3.69	Good	26
Bundarra Primary School	Glenelg	3.54	Good	95
Bundoora Primary School	Banyule	3.63	Good	302
Bundoora Secondary College	Banyule	3.19	Poor	545
Bungaree Primary School	Moorabool	3.34	Worn	24
Buninyong Primary School	Ballarat	3.43	Worn	559
Bunyip Primary School	Cardinia	3.44	Worn	175
Burnside Primary School	Melton	3.78	Good	446
Burwood East Primary School	Whitehorse	3.31	Worn	526
Burwood East Special Developmental School	Whitehorse	3.51	Good	75
Burwood Heights Primary School	Whitehorse	3.17	Poor	442
Buxton Primary School	Murrindindi	3.18	Poor	36
Cairnlea Park Primary School	Brimbank	3.18	Poor	778
Caledonian Primary School	Ballarat	3.28	Worn	216
California Gully Primary School	Greater Bendigo	3.3	Worn	178
Camberwell High School	Boroondara	3.27	Worn	807
Camberwell Primary School	Boroondara	3.41	Worn	552
Camberwell South Primary School	Boroondara	3.59	Good	422
Cambridge Primary School	Wyndham	3.33	Worn	653
Camelot Rise Primary School	Monash	3.16	Poor	408
Camp Hill Primary School	Greater Bendigo	3.17	Poor	255
Campbellfield Heights Primary School	Hume	2.96	Poor	141
Campbells Creek Primary School	Mount Alexander	3.2	Poor	174
Camperdown College	Corangamite	3.18	Poor	383
Canadian Lead Primary School	Ballarat	3.33	Worn	226
Cann River P-12 College	East Gippsland	3.56	Good	33
Canterbury Girls Secondary College	Boroondara	3.32	Worn	780
Canterbury Primary School	Boroondara	3.4	Worn	636
Cape Clear Primary School	Golden Plains	3.17	Poor	16
Cardinia Primary School	Cardinia	3.16	Poor	193
Cardross Primary School	Mildura	3.22	Poor	96
Carisbrook Primary School	Central Goldfields	3.22	Poor	234
Carlisle River Primary School	Colac-Otway	3.31	Worn	4
Carlton Gardens Primary School	Melbourne	3.22	Poor	462
Carlton North Primary School	Yarra	3.15	Poor	296
Carlton Primary School	Melbourne	3.64	Good	115
Carnegie Primary School	Glen Eira	3.55	Good	571
Carranballac P-9 College	Wyndham	3.27	Worn	863
Carraragarmungee Primary School	Wangaratta	3.85	Good	29
Carrington Primary School	Knox	3.01	Poor	61
Carrum Downs Secondary College	Frankston	3.41	Worn	930
Carrum Primary School	Kingston	3.57	Good	367
Carwatha College P-12	Greater Dandenong	3.29	Worn	680
Casey Fields Primary School	Casey	5	Good	1029
Casterton Primary School	Glenelg	3.19	Poor	99

School Name	Council	Condition Score	Condition	Enrolments
Casterton Secondary College	Glenelg	3.13	Poor	107
Castlemaine North Primary School	Mount Alexander	3.22	Poor	280
Castlemaine Primary School	Mount Alexander	3.2	Poor	181
Castlemaine Secondary College	Mount Alexander	3.58	Good	701
Caulfield Junior College	Glen Eira	3.25	Worn	548
Caulfield Primary School	Glen Eira	3.49	Worn	312
Caulfield South Primary School	Glen Eira	3.2	Poor	471
Cavendish Primary School	Southern Grampians	3.66	Good	32
Centre for Higher Education Studies	Stonnington	5	Good	102
Ceres Primary School	Greater Geelong	3.18	Poor	122
Chaffey Secondary College	Mildura	2.87	Poor	697
Chalcot Lodge Primary School	Casey	3.51	Good	261
Chandler Park Primary School	Greater Dandenong	3.51	Good	419
Charles La Trobe P-12 College	Darebin	3.5	Good	738
Charlton College	Buloke	3.28	Worn	120
Chatham Primary School	Boroondara	3.43	Worn	223
Chelsea Heights Primary School	Kingston	3.39	Worn	413
Chelsea Primary School	Kingston	3.55	Good	363
Cheltenham East Primary School	Kingston	3.21	Poor	389
Cheltenham Primary School	Bayside	3.39	Worn	408
Cheltenham Secondary College	Kingston	3.42	Worn	768
Chewton Primary School	Mount Alexander	3.17	Poor	53
Chiltern Primary School	Indigo	3.1	Poor	69
Chilwell Primary School	Greater Geelong	3.5	Good	406
Chirnside Park Primary School	Yarra Ranges	3.25	Worn	417
Christmas Hills Primary School	Nillumbik	3.53	Good	11
Chum Creek Primary School	Yarra Ranges	3.46	Worn	67
Churchill North Primary School	Latrobe	3.68	Good	109
Churchill Primary School	Latrobe	3.67	Good	217
Clarinda Primary School	Kingston	3.66	Good	335
Clayton North Primary School	Monash	3.19	Poor	224
Clayton South Primary School	Kingston	3.08	Poor	97
Clifton Creek Primary School	East Gippsland	3.44	Worn	30
Clifton Hill Primary School	Yarra	3.07	Poor	689
Clifton Springs Primary School	Greater Geelong	3.55	Good	476
Clunes Primary School	Hepburn	3.21	Poor	99
Clyde Creek Primary School	Casey	5	Good	745
Clyde Primary School	Casey	3.4	Worn	506
Clyde Secondary College	Casey	5	Good	1069
Coatesville Primary School	Glen Eira	3.61	Good	780
Cobains Primary School	Wellington	3.42	Worn	46
Cobden Primary School	Corangamite	3.26	Worn	121
Cobden Technical School	Corangamite	3.12	Poor	118
Cobram and District Specialist School	Moira	3.5	Good	70
Cobram Primary School	Moira	3.55	Good	264
Cobram Secondary College	Moira	3.37	Worn	464

School Name	Council	Condition Score	Condition	Enrolments
Coburg High School	Merri-bek	3.3	Worn	1278
Coburg North Primary School	Merri-bek	3.57	Good	516
Coburg Primary School	Merri-bek	3.05	Poor	348
Coburg Special Developmental School	Merri-bek	3.36	Worn	66
Coburg West Primary School	Merri-bek	3.14	Poor	373
Coburn Primary School	Melton	3.49	Worn	591
Cockatoo Primary School	Cardinia	3.29	Worn	312
Cohuna Consolidated School	Gannawarra	3	Poor	155
Cohuna Secondary College	Gannawarra	3.35	Worn	187
Coimadai Primary School	Moorabool	3.14	Poor	71
Colac Primary School	Colac-Otway	3.51	Good	167
Colac Secondary College	Colac-Otway	3.41	Worn	486
Colac South West Primary School	Colac-Otway	3.37	Worn	122
Colac West Primary School	Colac-Otway	3.3	Worn	65
Colbinabbin Primary School	Campaspe	3.53	Good	58
Coldstream Primary School	Yarra Ranges	3.85	Good	85
Coleraine Primary School	Southern Grampians	3.21	Poor	31
Collingwood College	Yarra	3.22	Poor	681
Collingwood English Language School	Yarra	3.29	Worn	357
Concongella Primary School	Northern Grampians	3.5	Good	29
Concord School	Banyule	3.63	Good	410
Congupna Primary School	Greater Shepparton	3.48	Worn	87
Coolaroo South Primary School	Hume	3.44	Worn	245
Copperfield College	Brimbank	3.3	Worn	1874
Coral Park Primary School	Casey	3.44	Worn	397
Corryong College	Towong	3.6	Good	254
Courtenay Gardens Primary School	Casey	3.37	Worn	751
Cowes Primary School	Bass Coast	3.33	Worn	535
Cowwarr Primary School	Wellington	3.78	Good	18
Craigieburn Primary School	Hume	3.36	Worn	461
Craigieburn Secondary College	Hume	3.24	Poor	968
Craigieburn South Primary School	Hume	3.34	Worn	541
Cranbourne Carlisle Primary School	Casey		Unknown	574
Cranbourne East Primary School	Casey		Unknown	988
Cranbourne East Secondary College	Casey		Unknown	2115
Cranbourne Park Primary School	Casey	3.5	Good	307
Cranbourne Primary School	Casey	3.15	Poor	245
Cranbourne Secondary College	Casey	3.47	Worn	1139
Cranbourne South Primary School	Casey	3.23	Poor	379
Cranbourne West Primary School	Casey	3.47	Worn	589
Cranbourne West Secondary College	Casey	5	Good	1597
Creekside K-9 College	Melton	3.42	Worn	1276
Creswick North Primary School	Hepburn	3.45	Worn	57
Creswick Primary School	Hepburn	3.29	Worn	143
Crib Point Primary School	Mornington Peninsula	3.42	Worn	238
Croxton Special School	Darebin	3.4	Worn	122

School Name	Council	Condition Score	Condition	Enrolments
Croydon Community School	Maroondah	3.82	Good	149
Croydon Hills Primary School	Maroondah	3.56	Good	738
Croydon Primary School	Maroondah	3.51	Good	215
Croydon Special Developmental School	Maroondah	3.4	Worn	93
Crusoe 7-10 Secondary College	Greater Bendigo	3.45	Worn	928
Cudjee Primary School	Moyne	3.32	Worn	23
Dallas Brooks Community Primary School	Hume	3.35	Worn	403
Dandenong High School	Greater Dandenong	3.4	Worn	1357
Dandenong North Primary School	Greater Dandenong	3.49	Worn	787
Dandenong Primary School	Greater Dandenong	3.38	Worn	478
Dandenong South Primary School	Greater Dandenong	3.52	Good	604
Dandenong Valley Special Developmental School	Casey	3.48	Worn	172
Dandenong West Primary School	Greater Dandenong	3.78	Good	311
Darley Primary School	Moorabool	3.36	Worn	502
Darnum Primary School	Baw Baw	3.68	Good	176
Darraweit Guim Primary School	Macedon Ranges	3.21	Poor	50
Dartmoor Primary School	Glenelg	3.05	Poor	13
Davis Creek Primary School	Wyndham	5	Good	917
Daylesford Primary School	Hepburn	3.07	Poor	195
Daylesford Secondary College	Hepburn	3.38	Worn	425
Deans Marsh Primary School	Surf Coast	3.4	Worn	55
Deanside Primary School	Melton	5	Good	521
Debney Meadows Primary School	Moonee Valley	3.31	Worn	111
Dederang Primary School	Alpine	3.45	Worn	24
Deepdene Primary School	Boroondara	3.29	Worn	349
Deer Park North Primary School	Brimbank	3.29	Worn	300
Deer Park West Primary School	Brimbank	3.37	Worn	383
Delacombe Primary School	Ballarat	3.92	Good	645
Derinya Primary School	Frankston	3.39	Worn	825
Derrimut Primary School	Brimbank		Unknown	574
Derrinallum P-12 College	Corangamite	3.5	Good	68
Devon Meadows Primary School	Casey	3.34	Worn	310
Dharra School	Melton	5	Good	107
Diamond Creek East Primary School	Nillumbik	3.47	Worn	466
Diamond Creek Primary School	Nillumbik	3.37	Worn	234
Diamond Valley College	Nillumbik	3.28	Worn	832
Diamond Valley Special Developmental School	Nillumbik	3.29	Worn	134
Diggers Rest Primary School	Melton	3.23	Poor	556
Dillbadin Primary School	Knox	4.06	Good	33
Dimboola Memorial Secondary College	Hindmarsh	3.25	Worn	129
Dimboola Primary School	Hindmarsh	3.17	Poor	81
Dingley Primary School	Kingston	3.55	Good	372
Dinjerra Primary School	Maribyrnong	3.69	Good	216
Docklands Primary School	Melbourne	5	Good	606
Dohertys Creek P-9 College	Wyndham	3.77	Good	1702
Don Valley Primary School	Yarra Ranges	3.31	Worn	37

School Name	Council	Condition Score	Condition	Enrolments
Donald High School	Buloke	3.45	Worn	93
Donald Primary School	Buloke	3.03	Poor	82
Donburn Primary School	Manningham	3.42	Worn	531
Doncaster Gardens Primary School	Manningham	3.43	Worn	767
Doncaster Primary School	Manningham	3.53	Good	541
Doncaster Secondary College	Manningham	3.39	Worn	1171
Donnybrook Primary School	Whittlesea	5	Good	471
Donvale Primary School	Manningham	3.33	Worn	280
Dookie Primary School	Greater Shepparton	3.65	Good	15
Doreen Primary School	Nillumbik	3.67	Good	169
Dorset Primary School	Maroondah	3.26	Worn	513
Doveton College	Casey	3.47	Worn	841
Dromana Primary School	Mornington Peninsula	3.68	Good	550
Dromana Secondary College	Mornington Peninsula	3.51	Good	1808
Drouin Primary School	Baw Baw	3.41	Worn	514
Drouin Secondary College	Baw Baw	3.45	Worn	1149
Drouin South Primary School	Baw Baw	3.31	Worn	203
Drouin West Primary School	Baw Baw	3.6	Good	249
Drysdale Primary School	Greater Geelong	3.41	Worn	380
Dunkeld Consolidated School	Southern Grampians	3.18	Poor	78
Dunolly Primary School	Central Goldfields	3.55	Good	85
Eagle Point Primary School	East Gippsland	3.67	Good	168
Eaglehawk North Primary School	Greater Bendigo	3.24	Poor	268
Eaglehawk Primary School	Greater Bendigo	3.43	Worn	154
Eaglehawk Secondary College	Greater Bendigo	3.69	Good	566
East Bentleigh Primary School	Glen Eira	3.28	Worn	332
East Doncaster Secondary College	Manningham	3.69	Good	2188
East Gippsland Specialist School	East Gippsland	3.64	Good	91
East Loddon P-12 College	Loddon	3.16	Poor	250
Eastbourne Primary School	Mornington Peninsula	3.27	Worn	244
Eastern Ranges School	Knox	3.64	Good	197
Eastwood Primary School	Maroondah	3.51	Good	553
Echuca College	Campaspe	3.09	Poor	594
Echuca East Primary School	Campaspe	3.07	Poor	294
Echuca Primary School	Campaspe	3.43	Worn	530
Echuca Twin Rivers Primary School	Campaspe	3.32	Worn	178
Echuca Twin Rivers Specialist School	Campaspe	3.93	Good	106
Edenbrook Secondary College	Cardinia	5	Good	624
Edenhope College	West Wimmera	3.03	Poor	122
Edgars Creek Primary School	Whittlesea	5	Good	800
Edgars Creek Secondary College	Whittlesea	3.77	Good	1335
Edithvale Primary School	Kingston	3.41	Worn	529
Eildon Primary School	Murrindindi	3.64	Good	20
Elevation Secondary College	Hume	3.64	Good	1176
Elisabeth Murdoch College	Frankston	3.39	Worn	1593
Elliminyt Primary School	Colac-Otway	3.32	Worn	233

School Name	Council	Condition Score	Condition	Enrolments
Ellinbank Primary School	Baw Baw	3.3	Worn	28
Elmore Primary School	Greater Bendigo	3.46	Worn	26
Elphinstone Primary School	Mount Alexander	3.44	Worn	29
Elsternwick Primary School	Bayside	3.21	Poor	468
Eltham East Primary School	Nillumbik	3.22	Poor	660
Eltham High School	Nillumbik	3.27	Worn	1353
Eltham North Primary School	Nillumbik	3.15	Poor	472
Eltham Primary School	Nillumbik	3.54	Good	257
Elwood College	Port Phillip	3.47	Worn	798
Elwood Primary School	Port Phillip	3.4	Worn	609
Emerald Primary School	Cardinia	3.45	Worn	452
Emerald Secondary College	Cardinia	3.47	Worn	641
Emerson School	Greater Dandenong	3.6	Good	366
Endeavour Hills Specialist School	Casey	5	Good	272
Eppalock Primary School	Greater Bendigo	3.74	Good	50
Epping Primary School	Whittlesea	3.27	Worn	305
Epping Secondary College	Whittlesea	3.15	Poor	990
Epping Views Primary School	Whittlesea	3.58	Good	682
Epsom Primary School	Greater Bendigo	3.88	Good	433
Eskdale Primary School	Towong	2.99	Poor	23
Essendon Keilor College	Moonee Valley	3.17	Poor	687
Essendon North Primary School	Moonee Valley	3.26	Worn	605
Essendon Primary School	Moonee Valley	3.43	Worn	390
Essex Heights Primary School	Monash	3.42	Worn	613
Euroa Primary School	Strathbogie	3.15	Poor	121
Euroa Secondary College	Strathbogie	3.27	Worn	276
Everton Primary School	Wangaratta	3.19	Poor	8
Exford Primary School	Melton	3.64	Good	331
Eynesbury Primary School	Melton	5	Good	450
Fairfield Primary School	Darebin	3.4	Worn	562
Fairhills High School	Knox	3.16	Poor	398
Fairhills Primary School	Knox	3.31	Worn	105
Falls Creek Primary School	Unincorporated Vic	3.76	Good	17
Fawkner Primary School	Merri-bek	3.29	Worn	257
Featherbrook P-9 College	Wyndham		Unknown	1218
Ferntree Gully North Primary School	Knox	3.34	Worn	292
Ferny Creek Primary School	Yarra Ranges	3.3	Worn	129
Findon Primary School	Whittlesea	3.28	Worn	266
Fish Creek and District Primary School	South Gippsland	3.48	Worn	114
Fitzroy High School	Yarra	3.59	Good	433
Fitzroy North Primary School	Yarra	3.19	Poor	358
Fitzroy Primary School	Yarra	3.07	Poor	203
Fleetwood Primary School	Casey	3.62	Good	301
Flemington Primary School	Moonee Valley	3.27	Worn	336
Flowerdale Primary School	Murrindindi	3.23	Poor	27
Footscray City Primary School	Maribyrnong	3.29	Worn	458

School Name	Council	Condition Score	Condition	Enrolments
Footscray High School	Maribyrnong	3.2	Poor	1333
Footscray North Primary School	Maribyrnong	3.62	Good	627
Footscray Primary School	Maribyrnong	3.6	Good	341
Footscray West Primary School	Maribyrnong	3.08	Poor	673
Forest Hill College	Whitehorse	3.42	Worn	373
Forest Street Primary School	Ballarat	3.35	Worn	238
Forrest Primary School	Colac-Otway	2.98	Poor	29
Foster Primary School	South Gippsland	3.44	Worn	137
Foster Secondary College	South Gippsland	3.46	Worn	265
Fountain Gate Primary School	Casey	3.36	Worn	524
Fountain Gate Secondary College	Casey	3.28	Worn	1202
Frankston East Primary School	Frankston	3.4	Worn	171
Frankston Heights Primary School	Frankston	3.63	Good	464
Frankston High School	Frankston	3.49	Worn	1974
Frankston Primary School	Frankston	3.58	Good	243
Frankston Special Developmental School	Frankston	3.65	Good	122
Furlong Park School For Deaf Children	Brimbank	3.17	Poor	54
Fyans Park Primary School	Greater Geelong	3.51	Good	395
Gaayip-Yagila Primary School	Hume	5	Good	996
Gamadji Primary School	Hume	5	Good	650
Gardenvale Primary School	Bayside	3.22	Poor	611
Garfield Primary School	Cardinia	3.39	Worn	131
Garrang Wilam Primary School	Wyndham	5	Good	553
Geelong East Primary School	Greater Geelong	3.28	Worn	142
Geelong English Language School (interim name)	Greater Geelong	5	Good	103
Geelong High School	Greater Geelong	3.46	Worn	975
Geelong South Primary School	Greater Geelong	3.44	Worn	327
Gembrook Primary School	Cardinia	3.54	Good	252
George Street Primary School - Hamilton	Southern Grampians	3.64	Good	72
Gilgai Plains Primary School	Hume	5	Good	930
Girgarre Primary School	Campaspe	3.41	Worn	29
Gisborne Primary School	Macedon Ranges	3.25	Worn	475
Gisborne Secondary College	Macedon Ranges	3.24	Poor	973
Gladesville Primary School	Yarra Ranges	3.24	Poor	75
Gladstone Park Primary School	Hume	3.1	Poor	408
Gladstone Park Secondary College	Hume	3.18	Poor	1330
Gladstone Views Primary School	Hume	3.39	Worn	312
Gladysdale Primary School	Yarra Ranges	3.13	Poor	26
Glen Eira College	Glen Eira	3.42	Worn	894
Glen Huntly Primary School	Glen Eira	3.06	Poor	304
Glen Iris Primary School	Boroondara	3.52	Good	381
Glen Katherine Primary School	Banyule	3.27	Worn	550
Glen Park Primary School	Moorabool	3.23	Poor	9
Glen Waverley Primary School	Monash	3.71	Good	947
Glen Waverley Secondary College	Monash	3.62	Good	2396
Glen Waverley South Primary School	Monash	3.35	Worn	300

School Name	Council	Condition Score	Condition	Enrolments
Glenallen School	Monash	2.94	Poor	166
Glendal Primary School	Monash	3.19	Poor	885
Gleneagles Secondary College	Casey	3.43	Worn	1258
Glenferrie Primary School	Boroondara	3.41	Worn	245
Glengala Primary School	Brimbank	3.54	Good	142
Glengarry Primary School	Latrobe	3.28	Worn	146
Glenrowan Primary School	Wangaratta	3.3	Worn	105
Glenroy Central Primary School	Merri-bek	3.69	Good	263
Glenroy College	Merri-bek	3.32	Worn	464
Glenroy Specialist School	Merri-bek	3.72	Good	163
Glenroy West Primary School	Merri-bek	3.74	Good	328
Golden Square Primary School	Greater Bendigo	3.81	Good	272
Goonawarra Primary School	Hume	3.38	Worn	343
Goornong Primary School	Greater Bendigo	3.63	Good	46
Gordon Primary School	Moorabool	3.6	Good	143
Gormandale And District Primary School	Wellington	3.7	Good	45
Goroke P-12 College	West Wimmera	2.96	Poor	83
Gowrie Street Primary School Shepparton	Greater Shepparton	3.19	Poor	189
Grahamvale Primary School	Greater Shepparton	3.2	Poor	353
Grasmere Primary School	Moyne	3.18	Poor	97
Grayling Primary School	Casey	5	Good	686
Great Ryrie Primary School	Maroondah	3.47	Worn	565
Great Western Primary School	Northern Grampians	2.91	Poor	17
Greater Shepparton Secondary College	Greater Shepparton	5	Good	1998
Greenhills Primary School	Banyule	3.59	Good	497
Greensborough Primary School	Banyule	3.24	Poor	154
Greensborough Secondary College	Banyule	3.35	Worn	604
Greenvale Primary School	Hume	3.02	Poor	593
Greenvale Secondary College	Hume	5	Good	518
Greta Valley Primary School	Wangaratta	3.43	Worn	27
Grey Street Primary School (Traralgon)	Latrobe	3.4	Worn	541
Greythorn Primary School	Boroondara	3.19	Poor	424
Grovedale College	Greater Geelong	3.35	Worn	715
Grovedale Primary School	Greater Geelong	3.24	Poor	332
Grovedale West Primary School	Greater Geelong	3.39	Worn	320
Gunbower Primary School	Campaspe	3.64	Good	34
Guthridge Primary School	Wellington	3.48	Worn	274
Guthrie Street Primary School Shepparton	Greater Shepparton	3.4	Worn	470
Haddon Primary School	Golden Plains	3.45	Worn	230
Hallam Primary School	Casey	3.19	Poor	416
Hallam Secondary College	Casey	3.34	Worn	714
Halls Gap Primary School	Northern Grampians	3.42	Worn	30
Hamilton (Gray Street) Primary School	Southern Grampians	3.06	Poor	292
Hamilton North Primary School	Southern Grampians	3.36	Worn	166
Hamilton Parklands School	Southern Grampians	3.85	Good	27
Hamlyn Banks Primary School	Greater Geelong	3.12	Poor	292

School Name	Council	Condition Score	Condition	Enrolments
Hamlyn Views School	Greater Geelong		Unknown	146
Hampden P-12 School	Corangamite	3.34	Worn	57
Hampton East School	Bayside	5	Good	102
Hampton Park Primary School	Casey	3.62	Good	425
Hampton Park Secondary College	Casey	3.46	Worn	1227
Hampton Primary School	Bayside	3.25	Worn	607
Harcourt Valley Primary School	Mount Alexander	3.35	Worn	71
Harkaway Primary School	Casey	3.64	Good	111
Harrierville Primary School	Alpine	3.53	Good	30
Harrisfield Primary School	Greater Dandenong	3.2	Poor	231
Harston Primary School	Greater Shepparton	3.33	Worn	6
Hartwell Primary School	Boroondara	3.48	Worn	561
Harvest Home Primary School	Whittlesea		Unknown	876
Hastings Primary School	Mornington Peninsula	3.26	Worn	154
Hawkesdale P12 College	Moyne	3.35	Worn	173
Hawthorn West Primary School	Boroondara	3.37	Worn	459
Hazel Glen College	Whittlesea	3.65	Good	2163
Hazelwood North Primary School	Latrobe	3.41	Worn	141
Healesville High School	Yarra Ranges	3.46	Worn	330
Healesville Primary School	Yarra Ranges	3.46	Worn	215
Heany Park Primary School	Knox	3.34	Worn	310
Heathcote Primary School	Greater Bendigo	3.28	Worn	148
Heatherhill Primary School	Greater Dandenong	3.48	Worn	207
Heatherwood School	Manningham	3.38	Worn	215
Heathmont College	Maroondah	3.48	Worn	672
Heathmont East Primary School	Maroondah	3.42	Worn	559
Heidelberg Primary School	Banyule	3.47	Worn	499
Hepburn Primary School	Hepburn	3.28	Worn	38
Herne Hill Primary School	Greater Geelong	3.35	Worn	269
Hesket Primary School	Macedon Ranges	3.26	Worn	78
Heyfield Primary School	Wellington	3.46	Worn	119
Heywood Consolidated School	Glenelg	3.25	Worn	106
Heywood District Secondary College	Glenelg	3.22	Poor	75
Highton Primary School	Greater Geelong	3.53	Good	357
Highvale Primary School	Monash	3.02	Poor	350
Highvale Secondary College	Monash	3.37	Worn	1221
Hillsmeade Primary School	Casey	3.25	Worn	777
Hoddles Creek Primary School	Yarra Ranges	3.21	Poor	4
Homestead Senior Secondary College	Wyndham	3.85	Good	537
Hopetoun P-12 College	Yarriambiack	3.29	Worn	76
Hoppers Crossing Secondary College	Wyndham	3.26	Worn	1503
Horsham College	Horsham	3.57	Good	1040
Horsham Primary School	Horsham	3.22	Poor	487
Horsham Special School	Horsham	3.41	Worn	110
Horsham West and Haven Primary School	Horsham	3.21	Poor	607
Hughesdale Primary School	Monash	3.24	Poor	565

School Name	Council	Condition Score	Condition	Enrolments
Hume Central Secondary College	Hume	3.61	Good	1120
Hume Valley School	Hume	3.34	Worn	377
Huntingdale Primary School	Monash	3.63	Good	419
Huntly Primary School	Greater Bendigo	3.28	Worn	326
Hurstbridge Primary School	Nillumbik	3.4	Worn	143
Inglewood Primary School	Loddon	3.09	Poor	44
Inverleigh Primary School	Golden Plains	3.43	Worn	193
Inverloch Primary School	Bass Coast	3.5	Good	464
Invermay Primary School	Ballarat	3.45	Worn	72
Iramoo Primary School	Wyndham	3.19	Poor	517
Irymple Primary School	Mildura	3.23	Poor	327
Irymple Secondary College	Mildura	3.41	Worn	627
Irymple South Primary School	Mildura	3.02	Poor	370
Ivanhoe East Primary School	Banyule	3.3	Worn	464
Ivanhoe Primary School	Banyule	3.6	Good	556
Jacana School for Autism	Hume	3.37	Worn	223
Jackson School	Brimbank	3.47	Worn	324
James Cook Primary School	Casey	3.38	Worn	170
Jamieson Primary School	Mansfield	3.22	Poor	13
Jells Park Primary School	Monash	3.14	Poor	542
Jennings Street School	Hobsons Bay	3.76	Good	118
Jeparit Primary School	Hindmarsh	3.22	Poor	15
Jindivick Primary School	Baw Baw	3.83	Good	48
John Fawkner Secondary College	Merri-bek	3.24	Poor	249
John Henry Primary School	Cardinia		Unknown	970
John Monash Science School	Monash	3.69	Good	660
Kala Primary School	Casey	5	Good	650
Kalianna Special School	Greater Bendigo	3.49	Worn	206
Kalinda Primary School	Maroondah	3.36	Worn	418
Kallista Primary School	Yarra Ranges	3.34	Worn	98
Kambrya College	Casey	3.37	Worn	2369
Kananook Primary School	Frankston	3.43	Worn	187
Kangaroo Flat Primary School	Greater Bendigo	3.5	Good	316
Kangaroo Ground Primary School	Nillumbik	3.39	Worn	209
Kaniva College	West Wimmera	3.19	Poor	135
Karingal Heights Primary School	Frankston	3.49	Worn	90
Karingal Primary School	Frankston	3.48	Worn	232
Karoo Primary School	Knox	3.28	Worn	417
Karwan Primary School	Wyndham	5	Good	779
Katamatite Primary School	Moira	3.33	Worn	39
Katandra West Primary School	Greater Shepparton	3.33	Worn	68
Katunga Primary School	Moira	3.48	Worn	101
Keelonith Primary School	Hume	5	Good	366
Keilor Downs Secondary College	Brimbank	3.15	Poor	1239
Keilor Heights Primary School	Moonee Valley	3.09	Poor	258
Keilor Primary School	Brimbank	3.37	Worn	376

School Name	Council	Condition Score	Condition	Enrolments
Keilor Views Primary School	Brimbank	3.35	Worn	391
Kennington Primary School	Greater Bendigo	3.29	Worn	567
Kensington Community High School	Melbourne	3.31	Worn	95
Kensington Primary School	Melbourne	3.02	Poor	425
Kent Park Primary School	Knox	3.33	Worn	198
Kerang Primary School	Gannawarra	3.47	Worn	59
Kerang South Primary School	Gannawarra	3.48	Worn	104
Kerang Technical High School	Gannawarra	3.03	Poor	239
Kerribana Primary School	Wodonga	5	Good	575
Kerrimuir Primary School	Whitehorse	3.1	Poor	565
Kew East Primary School	Boroondara	3.33	Worn	396
Kew High School	Boroondara	3.17	Poor	1001
Kew Primary School	Boroondara	3.39	Worn	519
Keysborough Gardens Primary School	Greater Dandenong	5	Good	485
Keysborough Primary School	Greater Dandenong	3.34	Worn	381
Keysborough Secondary College	Greater Dandenong	3.5	Good	2195
Kialla Central Primary School	Greater Shepparton	3.45	Worn	62
Kialla West Primary School	Greater Shepparton	3.65	Good	221
Kiewa Valley Primary School	Indigo	3.43	Worn	142
Kilberry Valley Primary School	Casey	3.33	Worn	399
Killara Primary School	Hume	2.88	Poor	311
Kilmore Primary School	Mitchell	3.48	Worn	481
Kilsyth Primary School	Yarra Ranges	3.34	Worn	128
Kinglake Primary School	Murrindindi	3.42	Worn	67
Kinglake West Primary School	Murrindindi	3.6	Good	128
Kings Park Primary School	Brimbank	3.47	Worn	371
Kingsbury Primary School	Darebin	3.2	Poor	140
Kingsley Park Primary School	Frankston	3.52	Good	372
Kingston Heath Primary School	Kingston	3.45	Worn	186
Kingsville Primary School	Maribyrnong	3.32	Worn	431
Kingswood Primary School	Kingston	3.48	Worn	572
Kismet Park Primary School	Hume	3.05	Poor	364
Knox Central Primary School	Knox	3.27	Worn	83
Knox Gardens Primary School	Knox	3.51	Good	453
Knox Park Primary School	Knox	3.26	Worn	312
Kolorer College	Melton	5	Good	930
Kongwak Primary School	South Gippsland	3.38	Worn	28
Koo Wee Rup Primary School	Cardinia	3.77	Good	306
Koo Wee Rup Secondary College	Cardinia	3.39	Worn	890
Koondrook Primary School	Gannawarra	3.57	Good	98
Koonung Secondary College	Whitehorse	3.16	Poor	1214
Koorlong Primary School	Mildura	3.51	Good	56
Koroit And District Primary School	Moyne	3.37	Worn	173
Kororoit Creek Primary School	Melton		Unknown	1158
Korumburra Primary School	South Gippsland	3.33	Worn	349
Korumburra Secondary College	South Gippsland	3.59	Good	444

School Name	Council	Condition Score	Condition	Enrolments
Kulap Primary School	Casey	5	Good	525
Kunyang Primary School	Mornington Peninsula	3.45	Worn	756
Kurmile Primary School	Cardinia	5	Good	102
Kurnai College	Latrobe	3.33	Worn	1363
Kurrun Primary School	Cardinia	5	Good	313
Kurunjang Primary School	Melton	3.5	Good	576
Kurunjang Secondary College	Melton	3.24	Poor	883
Kuyim Primary School	Cardinia	5	Good	98
Kyabram P-12 College	Campaspe	3.41	Worn	890
Kyneton High School	Macedon Ranges	3.51	Good	630
Kyneton Primary School	Macedon Ranges	3.56	Good	308
Laa Yulta Primary School	Wyndham	5	Good	367
Labertouche Primary School	Baw Baw	3.56	Good	83
Laburnum Primary School	Whitehorse	3.47	Worn	618
Lake Boga Primary School	Swan Hill	3.63	Good	60
Lake Bolac College	Ararat	3.12	Poor	93
Lake Colac School	Colac-Otway		Unknown	83
Lakes Entrance Primary School	East Gippsland	3.49	Worn	199
Lakes Entrance Secondary College	East Gippsland	3.22	Poor	191
Lakeview Senior College	Melton	3.43	Worn	1049
Lal Lal Primary School	Moorabool	3.09	Poor	40
Lalor East Primary School	Whittlesea	3.64	Good	208
Lalor Gardens Primary School	Whittlesea	3.62	Good	411
Lalor North Primary School	Whittlesea	3.22	Poor	326
Lalor North Secondary College	Whittlesea	3.16	Poor	354
Lalor Primary School	Whittlesea	3.94	Good	228
Lalor Secondary College	Whittlesea	3.73	Good	1142
Lancaster Primary School	Campaspe	2.95	Poor	35
Lancefield Primary School	Macedon Ranges	3.42	Worn	196
Landsborough Primary School	Pyrenees	3.28	Worn	11
Lang Lang Primary School	Cardinia	3.53	Good	181
Langley Primary School	Mount Alexander	3.32	Worn	3
Langwarrin Park Primary School	Frankston	3.74	Good	581
Langwarrin Primary School	Frankston	3.68	Good	664
Lara Lake Primary School	Greater Geelong	3.32	Worn	870
Lara Primary School	Greater Geelong	3.33	Worn	442
Lara Secondary College	Greater Geelong	3.31	Worn	663
Lardner and District Primary School	Baw Baw	2.91	Poor	73
Latrobe Special Developmental School	Latrobe	3.87	Good	87
Launching Place Primary School	Yarra Ranges	3.23	Poor	140
Laurimar Primary School	Whittlesea	3.43	Worn	977
Lavers Hill K-12 College	Colac-Otway	3.37	Worn	52
Laverton P-12 College	Hobsons Bay	3.59	Good	690
Le Page Primary School	Kingston	3.4	Worn	224
Leitchville Primary School	Gannawarra	3.28	Worn	11
Lemnos Primary School	Greater Shepparton	3.48	Worn	7

School Name	Council	Condition Score	Condition	Enrolments
Leongatha Primary School	South Gippsland	3.53	Good	571
Leongatha Secondary College	South Gippsland	3.5	Good	614
Leopold Primary School	Greater Geelong	3.4	Worn	879
Lethbridge Primary School	Golden Plains	3.5	Good	113
Lightning Reef Primary School	Greater Bendigo	3.53	Good	164
Lilydale Heights College	Yarra Ranges	3.21	Poor	887
Lilydale High School	Yarra Ranges	3.51	Good	1449
Lilydale Primary School	Yarra Ranges	3.33	Worn	220
Lindenow Primary School	East Gippsland	3.51	Good	125
Lindenow South Primary School	East Gippsland	3.18	Poor	16
Linton Primary School	Golden Plains	3.52	Good	21
Lismore Primary School	Corangamite	3.13	Poor	26
Little Bendigo Primary School	Ballarat	3.46	Worn	78
Little River Primary School	Wyndham	3.24	Poor	102
Livingstone Primary School	Whitehorse	3.2	Poor	605
Lloyd Street Primary School	Stonnington	3.29	Worn	384
Loch Primary School	South Gippsland	3.43	Worn	125
Loch Sport Primary School	Wellington	3.64	Good	15
Lockington Consolidated School	Campaspe	3.13	Poor	142
Lockwood Primary School	Greater Bendigo	3.32	Worn	98
Lockwood South Primary School	Greater Bendigo	3.32	Worn	35
Lollypop Creek Primary School	Wyndham	5	Good	388
Longford Primary School	Wellington	3.59	Good	173
Longwarry Primary School	Baw Baw	3.36	Worn	128
Longwood Primary School	Strathbogie	3.39	Worn	53
Lorne P-12 College	Surf Coast	3.19	Poor	167
Lowanna College	Latrobe	2.92	Poor	1118
Lower Plenty Primary School	Banyule	3.26	Worn	101
Lucas Primary School	Ballarat	5	Good	536
Lucknow Primary School	East Gippsland	3.38	Worn	539
Lynbrook Primary School	Casey	3.37	Worn	793
Lyndale Greens Primary School	Greater Dandenong	3.39	Worn	438
Lyndale Secondary College	Greater Dandenong	3.61	Good	855
Lyndhurst Primary School	Casey		Unknown	876
Lyndhurst Secondary College	Casey	3.37	Worn	842
Lysterfield Primary School	Knox	3.29	Worn	487
Macarthur Primary School	Moyne	3.33	Worn	26
Macarthur Street Primary School	Ballarat	2.9	Poor	82
Macclesfield Primary School	Yarra Ranges	3.44	Worn	132
Macedon Primary School	Macedon Ranges	3.22	Poor	232
Mackellar Primary School	Brimbank	3.05	Poor	301
Macleod College	Banyule	3.19	Poor	556
MacRobertson Girls High School	Port Phillip	3.35	Worn	1200
Maffra Primary School	Wellington	3.45	Worn	232
Maffra Secondary College	Wellington	3.53	Good	558
Magpie Primary School	Ballarat	3.35	Worn	102

School Name	Council	Condition Score	Condition	Enrolments
Mahogany Rise Primary School	Frankston	3.76	Good	137
Maiden Gully Primary School	Greater Bendigo	3.38	Worn	554
Maldon Primary School	Mount Alexander	3.09	Poor	90
Mallacoota P-12 College	East Gippsland	3.29	Worn	124
Malmsbury Primary School	Macedon Ranges	3.15	Poor	67
Malvern Central School	Stonnington	3.41	Worn	519
Malvern Primary School	Stonnington	3.25	Worn	564
Malvern Valley Primary School	Stonnington	3.58	Good	261
Manangatang P-12 College	Swan Hill	3.22	Poor	57
Manchester Primary School	Yarra Ranges	3.43	Worn	159
Mandama Primary School	Greater Geelong	3.34	Worn	348
Manifold Heights Primary School	Greater Geelong	3.44	Worn	472
Manor Lakes P-12 College	Wyndham	3.36	Worn	2810
Manorvale Primary School	Wyndham	3.23	Poor	279
Mansfield Primary School	Mansfield	3.32	Worn	503
Mansfield Secondary College	Mansfield	3.62	Good	479
Maramba Primary School	Casey	3.23	Poor	248
Maribyrnong College	Maribyrnong	3.02	Poor	1373
Marlborough Primary School	Maroondah	3.38	Worn	123
Marlo Primary School	East Gippsland	3.6	Good	51
Marnebek School Cranbourne	Casey	3.44	Worn	467
Marnoo Primary School	Northern Grampians	3.1	Poor	3
Marong Primary School	Greater Bendigo	3.46	Worn	233
Maroona Primary School	Ararat	2.93	Poor	22
Marra School	Hume	5	Good	148
Maryborough Education Centre	Central Goldfields	3.18	Poor	916
Marysville Primary School	Murrindindi	3.13	Poor	40
Matthew Flinders Girls Secondary College	Greater Geelong	3.38	Worn	604
McClelland Secondary College	Frankston	3.14	Poor	1131
McKinnon Primary School	Glen Eira	3.44	Worn	771
McKinnon Secondary College	Glen Eira	3.73	Good	3008
Meadow Heights Primary School	Hume	3.18	Poor	399
Meadowglen Primary School	Whittlesea	3.34	Worn	385
Meadows Primary School	Hume	3.37	Worn	264
Meeniyan Primary School	South Gippsland	3.45	Worn	147
Melba Secondary College	Maroondah	3.43	Worn	677
Melbourne Girls College	Yarra	3.32	Worn	1531
Melbourne High School	Stonnington	3.4	Worn	1407
Melrose Primary School	Wodonga	3.1	Poor	334
Melton Primary School	Melton	3.08	Poor	517
Melton Secondary College	Melton	3.19	Poor	1463
Melton South Primary School	Melton	3.43	Worn	957
Melton Specialist School	Melton	3.45	Worn	406
Melton West Primary School	Melton	3.52	Good	503
Mentone Girls Secondary College	Kingston	3.51	Good	1093
Mentone Park Primary School	Kingston	3.32	Worn	188

School Name	Council	Condition Score	Condition	Enrolments
Mentone Primary School	Kingston	2.96	Poor	299
Menzies Creek Primary School	Yarra Ranges	3.19	Poor	73
Merbein P-10 College	Mildura	3.13	Poor	653
Meredith Primary School	Golden Plains	3.42	Worn	67
Merino Consolidated School	Glenelg	3.18	Poor	11
Mernda Central P-12 College	Whittlesea		Unknown	1747
Mernda Park Primary School	Whittlesea		Unknown	379
Mernda Primary School	Whittlesea		Unknown	851
Merri Creek Primary School	Yarra	3.2	Poor	445
Merri River School	Warrnambool	3.87	Good	177
Merriang Special Developmental School	Whittlesea	3.42	Worn	125
Merri-bek Primary School	Merri-bek	3.35	Worn	352
Merrigum Primary School	Greater Shepparton	3.48	Worn	15
Merrijig Primary School	Mansfield	3.52	Good	14
Merrivale Primary School	Warrnambool	3.72	Good	182
Metung Primary School	East Gippsland	3.6	Good	45
Mickleham Primary School	Hume	3.91	Good	233
Mickleham Secondary College	Hume	5	Good	686
Middle Indigo Primary School	Indigo	3.16	Poor	15
Middle Kinglake Primary School	Murrindindi	3.86	Good	83
Middle Park Primary School	Port Phillip	3.19	Poor	391
Milawa Primary School	Wangaratta	3.61	Good	67
Mildura Primary School	Mildura	3.24	Poor	343
Mildura Senior College	Mildura	3.27	Worn	1046
Mildura South Primary School	Mildura	3.41	Worn	470
Mildura Specialist School	Mildura	3.37	Worn	175
Mildura West Primary School	Mildura	3.31	Worn	461
Milgate Primary School	Manningham	3.45	Worn	734
Mill Park Heights Primary School	Whittlesea	3.33	Worn	569
Mill Park Primary School	Whittlesea	3.21	Poor	531
Mill Park Secondary College	Whittlesea	3.56	Good	992
Millwarra Primary School	Yarra Ranges	3.35	Worn	48
Mindalk Primary School	Melton	5	Good	625
Miners Rest Primary School	Ballarat	3.79	Good	351
Minyip Primary School	Yarriambiack	3.26	Worn	26
Mirboo North Primary School	South Gippsland	3.14	Poor	285
Mirboo North Secondary College	South Gippsland	3.5	Good	332
Mirniyan Primary School	Casey	5	Good	205
Mirripoa Primary School	Greater Geelong	5	Good	622
Mitcham Primary School	Whitehorse	3.26	Worn	512
Mitta Mitta Primary School	Towong	3.57	Good	9
Moe (Albert Street) Primary School	Latrobe	3.32	Worn	113
Moe (South Street) Primary School	Latrobe	3.33	Worn	231
Moe Primary School	Latrobe	3.19	Poor	77
Monash Special Developmental School	Monash	3.18	Poor	170
Monbulk College	Yarra Ranges	3.61	Good	598

School Name	Council	Condition Score	Condition	Enrolments
Monbulk Primary School	Yarra Ranges	3.65	Good	213
Monmia Primary School	Brimbank	3.16	Poor	178
Mont Albert Primary School	Whitehorse	3.43	Worn	606
Montague Continuing Education Centre	Port Phillip	3.11	Poor	17
Monterey Secondary College	Frankston	3.52	Good	483
Montmorency Primary School	Banyule	3.55	Good	416
Montmorency Secondary College	Banyule	3.66	Good	1073
Montmorency South Primary School	Banyule	3.51	Good	617
Montpellier Primary School	Greater Geelong	3.03	Poor	561
Montrose Primary School	Yarra Ranges	3.55	Good	567
Moolap Primary School	Greater Geelong	3.61	Good	201
Moomba Park Primary School	Merri-bek	3.54	Good	214
Moonambel Primary School	Pyrenees	3.43	Worn	11
Moonee Ponds Primary School	Moonee Valley	3.1	Poor	296
Moonee Ponds West Primary School	Moonee Valley	3.44	Worn	302
Moorabbin Primary School	Kingston	3.4	Worn	549
Moorooduc Primary School	Mornington Peninsula	3.53	Good	248
Mooroolbark College	Yarra Ranges	3.33	Worn	943
Mooroolbark East Primary School	Yarra Ranges	3.45	Worn	577
Mooroopna North Primary School	Greater Shepparton	3.58	Good	33
Mooroopna Park Primary School	Greater Shepparton	3.41	Worn	170
Mooroopna Primary School	Greater Shepparton	3.46	Worn	229
Morang South Primary School	Whittlesea	3.33	Worn	373
Mordialloc Beach Primary School	Kingston	3.44	Worn	247
Mordialloc College	Kingston	3.45	Worn	1231
Moriac Primary School	Surf Coast	3.56	Good	230
Mornington Park Primary School	Mornington Peninsula	3.56	Good	228
Mornington Primary School	Mornington Peninsula	3.39	Worn	422
Mornington Secondary College	Mornington Peninsula	3.13	Poor	817
Mornington Special Developmental School	Mornington Peninsula	3.56	Good	25
Mortlake P-12 College	Moyne	3.32	Worn	185
Morwell Central Primary School	Latrobe	3.5	Good	416
Morwell Park Primary School	Latrobe	3.56	Good	336
Mossfiel Primary School	Wyndham	3.01	Poor	341
Mossgiel Park Primary School	Casey	3.46	Worn	261
Mount Alexander 7-12 College	Moonee Valley	3.72	Good	816
Mount Beauty Primary School	Alpine	3.48	Worn	101
Mount Beauty Secondary College	Alpine	3.23	Poor	152
Mount Blowhard Primary School	Ballarat	3.24	Poor	79
Mount Clear College	Ballarat	3.4	Worn	1000
Mount Clear Primary School	Ballarat	3.41	Worn	219
Mount Dandenong Primary School	Yarra Ranges	3.44	Worn	146
Mount Duneed Regional Primary School	Greater Geelong	3.43	Worn	366
Mount Egerton Primary School	Moorabool	3.21	Poor	10
Mount Eliza North Primary School	Mornington Peninsula	3.5	Good	512
Mount Eliza Primary School	Mornington Peninsula	3.43	Worn	450

School Name	Council	Condition Score	Condition	Enrolments
Mount Eliza Secondary College	Mornington Peninsula	3.37	Worn	801
Mount Erin Secondary College	Frankston	3.56	Good	492
Mount Evelyn Primary School	Yarra Ranges	3.47	Worn	398
Mount Macedon Primary School	Macedon Ranges	3.23	Poor	134
Mount Martha Primary School	Mornington Peninsula	3.24	Poor	543
Mount Pleasant Primary School	Ballarat	3.31	Worn	124
Mount Pleasant Road Nunawading Primary School	Whitehorse	3.62	Good	381
Mount Ridley P-12 College	Hume	3.68	Good	2777
Mount Rowan Secondary College	Ballarat	3.6	Good	711
Mount View Primary School	Monash	3.5	Good	921
Mount Waverley Heights Primary School	Monash	3.62	Good	429
Mount Waverley North Primary School	Monash	3.19	Poor	526
Mount Waverley Primary School	Monash	3.54	Good	763
Mount Waverley Secondary College	Monash	3.69	Good	1876
Mountain Gate Primary School	Knox	3.37	Worn	437
Movelle Primary School	Brimbank	3.08	Poor	123
Moyhu Primary School	Wangaratta	3.51	Good	15
Moyston Primary School	Ararat	3.38	Worn	31
Mulgrave Primary School	Monash	3.38	Worn	421
Mullauna Secondary College	Whitehorse	3.38	Worn	626
Mullum Primary School	Maroondah	3.56	Good	239
Murchison Primary School	Greater Shepparton	3.36	Worn	67
Murrabit Group School	Gannawarra	3.29	Worn	24
Murrayville Community College	Mildura	3.4	Worn	70
Murrum Primary School	Melton	5	Good	780
Murrumbeena Primary School	Glen Eira	3.1	Poor	557
Murtoa College	Yarriambiack	3.21	Poor	244
Muyan Primary School	Mitchell	5	Good	525
Myrniong Primary School	Moorabool	3.37	Worn	145
Myrree Primary School	Wangaratta	3.09	Poor	37
Myrtleford P-12 College	Alpine	3.46	Worn	409
Nagambie Primary School	Strathbogie	3.5	Good	160
Nambrok Denison Primary School	Wellington	3.38	Worn	83
Nangiloc Colignan and District Primary School	Mildura	3.24	Poor	35
Nanneella Estate Primary School	Campaspe	2.97	Poor	7
Napoleons Primary School	Golden Plains	3.23	Poor	86
Nar Nar Goon Primary School	Cardinia	3.57	Good	197
Naranga School	Frankston	3.42	Worn	161
Narracan Primary School	Baw Baw	3.32	Worn	19
Narrarrang Primary School	Port Phillip	5	Good	650
Narrawong District Primary School	Glenelg	3.63	Good	67
Narre Warren North Primary School	Casey	3.44	Worn	337
Narre Warren South P-12 College	Casey	3.55	Good	2364
Nathalia Primary School	Moira	3.33	Worn	163
Nathalia Secondary College	Moira	3.42	Worn	112
Natimuk Primary School	Horsham	2.86	Poor	29

School Name	Council	Condition Score	Condition	Enrolments
Natte Yallock Primary School	Pyrenees	3.05	Poor	3
Navarre Primary School	Northern Grampians	3.06	Poor	12
Nearnung Primary School	Wyndham	5	Good	469
Neerim District Rural Primary School	Baw Baw		Unknown	15
Neerim District Secondary College	Baw Baw	3.54	Good	238
Neerim South Primary School	Baw Baw	3.55	Good	149
Nelson Park School	Greater Geelong	3.49	Worn	328
Nepean Special School	Frankston	3.57	Good	142
New Gisborne Primary School	Macedon Ranges	2.95	Poor	443
Newborough East Primary School	Latrobe	3.39	Worn	309
Newborough Primary School	Latrobe	3.45	Worn	102
Newbury Primary School	Hume	3.75	Good	1141
Newcomb Primary School	Greater Geelong	3.8	Good	138
Newcomb Secondary College	Greater Geelong	3.24	Poor	515
Newham Primary School	Macedon Ranges	3.19	Poor	53
Newhaven Primary School	Bass Coast	3.42	Worn	159
Newington Primary School	Ballarat	3.39	Worn	278
Newlands Primary School	Darebin	3	Poor	436
Newlyn Primary School	Hepburn	3.04	Poor	21
Newmerella Primary School	East Gippsland	3.45	Worn	42
Newport Gardens Primary School	Hobsons Bay	3.69	Good	517
Newport Lakes Primary School	Hobsons Bay	3.31	Worn	565
Newstead Primary School	Mount Alexander	3	Poor	80
Newtown Primary School	Greater Geelong	3.39	Worn	190
Nganboo Borron School	Wyndham	5	Good	117
Ngarri Primary School	Wyndham	5	Good	746
Ngayuk College	Hume	5	Good	800
Ngurruga School	Wyndham	5	Good	164
Nhill College	Hindmarsh	3.11	Poor	240
Nichols Point Primary School	Mildura	3.41	Worn	377
Nicholson Primary School	East Gippsland	3.31	Worn	73
Niddrie Autistic School	Moonee Valley	3.43	Worn	156
Niddrie Primary School	Moonee Valley	3.63	Good	301
Nilma Primary School	Baw Baw	3.52	Good	75
Noble Park English Language School	Greater Dandenong	3.37	Worn	882
Noble Park Primary School	Greater Dandenong	3.4	Worn	282
Noble Park Secondary College	Greater Dandenong	3.39	Worn	557
Noorat Primary School	Corangamite	3.03	Poor	25
Norris Bank Primary School	Whittlesea	3.37	Worn	109
North Geelong Secondary College	Greater Geelong	3.07	Poor	976
North Melbourne Primary School	Melbourne	3.62	Good	918
Northcote High School	Darebin	3.34	Worn	1658
Northcote Primary School	Darebin	3.42	Worn	303
Northern Bay P-12 College	Greater Geelong	3.49	Worn	1715
Northern College of the Arts and Technology	Darebin	3.39	Worn	369
Northern School For Autism	Darebin	3.41	Worn	522

School Name	Council	Condition Score	Condition	Enrolments
Norwood Secondary College	Maroondah	3.76	Good	1097
Nossal High School	Casey	3.73	Good	826
Nullawarre and District Primary School	Moyne	3.42	Worn	63
Numurkah Primary School	Moira	3.46	Worn	152
Numurkah Secondary College	Moira	3.27	Worn	269
Nungurner Primary School	East Gippsland	3.58	Good	31
Nyah District Primary School	Swan Hill	3.73	Good	41
Nyora Primary School	South Gippsland	3.37	Worn	32
Oak Park Primary School	Merri-bek	3.17	Poor	398
Oakleigh Primary School	Monash	3.55	Good	451
Oakleigh South Primary School	Monash	3.49	Worn	1037
Oakwood School	Glen Eira	3.53	Good	613
Oatlands Primary School	Casey	3.39	Worn	1009
Oberon High School	Greater Geelong	4.14	Good	1095
Oberon Primary School	Greater Geelong	3.67	Good	222
Ocean Grove Primary School	Greater Geelong	3.28	Worn	618
Officer Primary School	Cardinia	3.08	Poor	131
Officer Secondary College	Cardinia	3.63	Good	1010
Officer Specialist School	Cardinia	3.72	Good	354
Old Orchard Primary School	Whitehorse	3.42	Worn	436
Olinda Primary School	Yarra Ranges	3.33	Worn	13
Omeo Primary School	East Gippsland	3.06	Poor	40
Orbost Community College	East Gippsland	3.47	Worn	360
Orchard Grove Primary School	Whitehorse	3.38	Worn	591
Orchard Park Primary School	Cardinia	5	Good	363
Ormond Primary School	Glen Eira	2.98	Poor	307
Orrvale Primary School	Greater Shepparton	3.59	Good	387
Osborne Primary School	Mornington Peninsula	3.56	Good	640
Osbornes Flat Primary School	Indigo	3.45	Worn	39
Ouyen P-12 College	Mildura	3.57	Good	193
Overport Primary School	Frankston	3.52	Good	677
Oxley Primary School	Wangaratta	3.22	Poor	76
Pakenham Consolidated School	Cardinia	3.35	Worn	592
Pakenham Hills Primary School	Cardinia	3.58	Good	497
Pakenham Lakeside Primary School	Cardinia	3.44	Worn	707
Pakenham Primary School	Cardinia	3.71	Good	429
Pakenham Secondary College	Cardinia	3.46	Worn	1047
Pakenham Springs Primary School	Cardinia	3.42	Worn	700
Panton Hill Primary School	Nillumbik	3.25	Worn	153
Park Orchards Primary School	Manningham	3.5	Good	338
Park Ridge Primary School	Knox	3.39	Worn	521
Parkdale Primary School	Kingston	3.31	Worn	624
Parkdale Secondary College	Kingston	3.54	Good	1418
Parkhill Primary School	Monash	3.38	Worn	185
Parkmore Primary School	Whitehorse	3.33	Worn	109
Parktone Primary School	Kingston	3.4	Worn	409

School Name	Council	Condition Score	Condition	Enrolments
Parkville College	Melbourne		Unknown	0
Parkwood Green Primary School	Melton	3.22	Poor	493
Pascoe Vale Girls Secondary College	Merri-bek	3.25	Worn	714
Pascoe Vale North Primary School	Merri-bek	3.48	Worn	352
Pascoe Vale Primary School	Merri-bek	3.51	Good	460
Pascoe Vale South Primary School	Merri-bek	3.47	Worn	309
Patterson Lakes Primary School	Kingston	3.48	Worn	526
Patterson River Secondary College	Frankston	3.69	Good	1285
Paynesville Primary School	East Gippsland	3.36	Worn	84
Pearcedale Primary School	Casey	3.35	Worn	678
Pembroke Primary School	Yarra Ranges	3.38	Worn	86
Penders Grove Primary School	Darebin	3.36	Worn	160
Peninsula Specialist College	Mornington Peninsula	3.52	Good	151
Penshurst Primary School	Southern Grampians	3.17	Poor	15
Pentland Primary School	Moorabool	3.42	Worn	569
Peranbin Primary College	Strathbogie	3.39	Worn	54
Perseverance Primary School	Unincorporated Vic		Unknown	6
Peter Lalor Secondary College	Whittlesea	3.62	Good	115
Phoenix P-12 Community College	Ballarat	3.51	Good	1535
Pinewood Primary School	Monash	3.46	Worn	942
Pleasant Street Primary School (Ballarat)	Ballarat	3.25	Worn	344
Plenty Parklands Primary School	Whittlesea	3.18	Poor	731
Point Cook Prep - Year 9 College	Wyndham		Unknown	1316
Point Cook Senior Secondary College	Wyndham	3.57	Good	781
Point Lonsdale Primary School	Queenscliffe	3.4	Worn	128
Pomonal Primary School	Ararat	3.05	Poor	23
Poowong Consolidated School	South Gippsland	3.41	Worn	103
Porepunkah Primary School	Alpine	3.44	Worn	105
Port Fairy Consolidated School	Moyne	3.19	Poor	155
Port Melbourne Primary School	Port Phillip	3.65	Good	678
Port Melbourne Secondary College	Port Phillip	5	Good	417
Port Phillip Specialist School	Port Phillip	3.31	Worn	93
Portarlinton Primary School	Greater Geelong	3.2	Poor	155
Portland Bay School	Glenelg	3.81	Good	73
Portland North Primary School	Glenelg	3.52	Good	135
Portland Primary School	Glenelg	3.11	Poor	245
Portland Secondary College	Glenelg	3.03	Poor	537
Portland South Primary School	Glenelg	3.18	Poor	143
Powlett River Primary School	Bass Coast	3.13	Poor	48
Prahran High School	Stonnington	3.72	Good	566
Preston High School	Darebin	3.8	Good	1280
Preston North East Primary School	Darebin	3.34	Worn	199
Preston Primary School	Darebin	3.06	Poor	649
Preston South Primary School	Darebin	3.57	Good	401
Preston West Primary School	Darebin	3.29	Worn	670
Princes Hill Primary School	Yarra	3.16	Poor	329

School Name	Council	Condition Score	Condition	Enrolments
Princes Hill Secondary College	Yarra	3.15	Poor	855
Puckapunyal Primary School	Mitchell	3.85	Good	194
Pyalong Primary School	Mitchell	3.57	Good	81
Pyramid Hill College	Loddon	3.25	Worn	109
Quarry Hill Primary School	Greater Bendigo	3.31	Worn	327
Quarters Primary School	Casey	5	Good	462
Queenscliff Primary School	Queenscliffe	3.42	Worn	170
Rainbow P-12 College	Hindmarsh	3.31	Worn	108
Ramleigh Park Primary School	Casey	5	Good	1370
Ranfurlly Primary School	Mildura	3.29	Worn	421
Rangebank Primary School	Casey	3.6	Good	345
Rangeview Primary School	Whitehorse	3.44	Worn	684
Rawson Primary School	Baw Baw	3.29	Worn	8
Raywood Primary School	Greater Bendigo	3.43	Worn	19
Red Cliffs East Primary School	Mildura	3.18	Poor	128
Red Cliffs Primary School	Mildura	3.4	Worn	143
Red Cliffs Secondary College	Mildura	3.38	Worn	374
Red Hill Consolidated School	Mornington Peninsula	3.18	Poor	486
Redesdale Mia Mia Primary School	Greater Bendigo	3.1	Poor	9
Regency Park Primary School	Knox	3.57	Good	534
Research Primary School	Nillumbik	3.25	Worn	219
Reservoir East Primary School	Darebin	3.52	Good	273
Reservoir High School	Darebin	3.12	Poor	634
Reservoir Primary School	Darebin	3.87	Good	310
Reservoir Views Primary School	Darebin	3.49	Worn	285
Reservoir West Primary School	Darebin	3.44	Worn	602
Richmond High School	Yarra	3.89	Good	489
Richmond Primary School	Yarra	3.02	Poor	322
Richmond West Primary School	Yarra	3.81	Good	271
Riddells Creek Primary School	Macedon Ranges	3.2	Poor	278
Ringwood Heights Primary School	Maroondah	3.36	Worn	220
Ringwood North Primary School	Maroondah	3.53	Good	444
Ringwood Secondary College	Maroondah	3.51	Good	1524
Ripplebrook Primary School	Baw Baw	3.61	Good	41
Ripponlea Primary School	Glen Eira	3.16	Poor	264
River Gum Primary School	Casey	3.5	Good	491
Riverbend Primary School	Wyndham	5	Good	724
Riverwalk Primary School	Wyndham	3.77	Good	897
Roberts McCubbin Primary School	Whitehorse	3.49	Worn	310
Robinvale College	Swan Hill	3.34	Worn	237
Rochester Primary School	Campaspe	3.18	Poor	177
Rochester Secondary College	Campaspe	3.01	Poor	351
Rockbank Primary School	Melton	3.65	Good	569
Rokewood Primary School	Golden Plains	3.17	Poor	43
Rolling Hills Primary School	Yarra Ranges	3.36	Worn	408
Rollins Primary School	Greater Geelong	3.49	Worn	326

School Name	Council	Condition Score	Condition	Enrolments
Romsey Primary School	Macedon Ranges	3.01	Poor	326
Rosamond Special School	Maribyrnong	3.66	Good	139
Rosanna Golf Links Primary School	Banyule	3.52	Good	553
Rosanna Primary School	Banyule	3.2	Poor	340
Rosebud Primary School	Mornington Peninsula	3.6	Good	572
Rosebud Secondary College	Mornington Peninsula	3.53	Good	987
Rosedale Primary School	Wellington	3.49	Worn	102
Rosehill Secondary College	Moonee Valley	3.43	Worn	1126
Rosewood Downs Primary School	Greater Dandenong	3.4	Worn	257
Roslyn Primary School	Greater Geelong	3.31	Worn	248
Rowellyn Park Primary School	Frankston	3.41	Worn	777
Rowville Primary School	Knox	3.47	Worn	430
Rowville Secondary College	Knox	3.5	Good	1898
Roxburgh College	Hume	3.47	Worn	1053
Roxburgh Homestead Primary School	Hume	3.3	Worn	315
Roxburgh Park Primary School	Hume	3.16	Poor	343
Roxburgh Rise Primary School	Hume	3.2	Poor	627
Rupanyup Primary School	Yarriambiack	2.9	Poor	25
Rushworth P-12 College	Campaspe	3.33	Worn	169
Ruskin Park Primary School	Maroondah	3.58	Good	490
Rutherglen High School	Indigo	3.02	Poor	310
Rutherglen Primary School	Indigo	3.43	Worn	171
Rye Primary School	Mornington Peninsula	3.38	Worn	421
Sale and District Specialist School	Wellington	3.93	Good	96
Sale College	Wellington	3.33	Worn	804
Sale Primary School	Wellington	3.65	Good	457
Saltwater P-9 College	Wyndham	3.84	Good	2164
San Remo Primary School	Bass Coast	3.32	Worn	155
Sandringham College	Bayside	3.38	Worn	1092
Sandringham East Primary School	Bayside	3.3	Worn	428
Sandringham Primary School	Bayside	3.63	Good	538
Sassafras Primary School	Yarra Ranges	3.45	Worn	27
Scoresby Primary School	Knox	3.39	Worn	141
Scoresby Secondary College	Knox	2.92	Poor	256
Seabrook Primary School	Hobsons Bay	3.18	Poor	895
Seaford North Primary School	Frankston	3.57	Good	446
Seaford Park Primary School	Frankston	3.72	Good	170
Seaford Primary School	Frankston	3.46	Worn	229
Seaholme Primary School	Hobsons Bay	3.49	Worn	295
Sebastopol Primary School	Ballarat	3.21	Poor	99
Selby Primary School	Yarra Ranges	3.32	Worn	163
Serpell Primary School	Manningham	3.2	Poor	1207
Seville Primary School	Yarra Ranges	3.26	Worn	161
Seymour College	Mitchell	3.39	Worn	726
Shelford Primary School	Golden Plains	3.07	Poor	12
Shepparton East Primary School	Greater Shepparton	3.44	Worn	195

School Name	Council	Condition Score	Condition	Enrolments
Sherbourne Primary School	Banyule	3.35	Worn	51
Sherbrooke Community School	Yarra Ranges	3.09	Poor	100
Silvan Primary School	Yarra Ranges	3.39	Worn	13
Silverton Primary School	Greater Dandenong	3.28	Worn	389
Simpson Primary School	Corangamite	3.14	Poor	51
Skene Street School Stawell	Northern Grampians	3.19	Poor	49
Skipton Primary School	Corangamite	3.16	Poor	66
Skye Primary School	Frankston	3.15	Poor	522
Solway Primary School	Boroondara	3.29	Worn	337
Somers Primary School	Mornington Peninsula	3.28	Worn	215
Somerville Primary School	Mornington Peninsula	3.43	Worn	405
Somerville Rise Primary School	Mornington Peninsula	3.29	Worn	154
Somerville Secondary College	Mornington Peninsula	3.5	Good	607
Sorrento Primary School	Mornington Peninsula	3.29	Worn	272
South Gippsland Specialist School	South Gippsland	3.48	Worn	63
South Melbourne Park Primary School	Port Phillip	3.77	Good	397
South Melbourne Primary School	Port Phillip	3.68	Good	502
South Oakleigh College	Monash	3.48	Worn	956
South Yarra Primary School	Melbourne	3.61	Good	434
Southern Autistic School	Glen Eira	3.5	Good	286
Southern Cross Primary School	Casey	3.33	Worn	219
Southmoor Primary School	Kingston	3.42	Worn	372
Specimen Hill Primary School	Greater Bendigo	3.35	Worn	239
Spensley Street Primary School	Yarra	3.48	Worn	267
Spotswood Primary School	Hobsons Bay	3.31	Worn	291
Spring Gully Primary School	Greater Bendigo	3.58	Good	427
Spring Parks Primary School	Greater Dandenong	3.16	Poor	262
Springhurst Primary School	Wangaratta	3.05	Poor	4
Springside Primary School	Melton	3.51	Good	962
Springside West Secondary College	Melton	3.71	Good	1678
Springvale Park Special Developmental School	Greater Dandenong	3.48	Worn	194
Springvale Rise Primary School	Greater Dandenong	3.42	Worn	448
St Albans East Primary School	Brimbank	3.59	Good	349
St Albans Heights Primary School	Brimbank	3.18	Poor	211
St Albans Meadows Primary School	Brimbank	3.2	Poor	425
St Albans North Primary School	Brimbank	3.08	Poor	162
St Albans Primary School	Brimbank	3.44	Worn	254
St Albans Secondary College	Brimbank	3.25	Worn	1712
St Andrews Primary School	Nillumbik	3.09	Poor	36
St Arnaud Primary School	Northern Grampians	3.27	Worn	105
St Arnaud Secondary College	Northern Grampians	3	Poor	163
St Georges Road Primary School Shepparton	Greater Shepparton	3.47	Worn	490
St Helena Secondary College	Banyule	3.34	Worn	1439
St Kilda Park Primary School	Port Phillip	3.38	Worn	325
St Kilda Primary School	Port Phillip	3.67	Good	441
St Leonards Primary School	Greater Geelong	3.38	Worn	166

School Name	Council	Condition Score	Condition	Enrolments
Stanhope Primary School	Campaspe	3.29	Worn	14
Staughton College	Melton	3.32	Worn	1698
Stawell Primary School	Northern Grampians	2.99	Poor	258
Stawell Secondary College	Northern Grampians	3.24	Poor	346
Stawell West Primary School	Northern Grampians	3.22	Poor	95
Stevensville Primary School	Brimbank	3.24	Poor	185
Stratford Primary School	Wellington	3.25	Worn	88
Strathaird Primary School	Casey	3.61	Good	754
Strathewen Primary School	Nillumbik	3.58	Good	29
Strathfieldsaye Primary School	Greater Bendigo	3.37	Worn	539
Strathmerton Primary School	Moira	3.09	Poor	60
Strathmore North Primary School	Moonee Valley	3.67	Good	623
Strathmore Primary School	Moonee Valley	3.56	Good	307
Strathmore Secondary College	Moonee Valley	3.28	Worn	1961
Strathtulloh Primary School	Melton	5	Good	1347
Streeton Primary School	Banyule	3.43	Worn	160
Sunbury And Macedon Ranges Specialist School	Hume	3.36	Worn	280
Sunbury College	Hume	3.29	Worn	979
Sunbury Downs Secondary College	Hume	3.28	Worn	798
Sunbury Heights Primary School	Hume	3.43	Worn	498
Sunbury Primary School	Hume	3.29	Worn	397
Sunbury West Primary School	Hume	3.56	Good	236
Sunshine College	Brimbank	3.57	Good	1223
Sunshine Harvester Primary School	Brimbank	3.31	Worn	344
Sunshine Heights Primary School	Brimbank	3.07	Poor	357
Sunshine North Primary School	Brimbank	3.05	Poor	243
Sunshine Primary School	Brimbank	3.49	Worn	200
Sunshine Special Developmental School	Brimbank	3.44	Worn	195
Surf Coast Secondary College	Surf Coast	3.56	Good	888
Surfside Primary School	Greater Geelong	3.28	Worn	544
Surrey Hills Primary School	Whitehorse	3.59	Good	355
Suzanne Cory High School	Wyndham	3.32	Worn	926
Swan Hill College	Swan Hill	3.2	Poor	756
Swan Hill North Primary School	Swan Hill	3.13	Poor	182
Swan Hill Primary School	Swan Hill	3.31	Worn	512
Swan Hill Specialist School	Swan Hill	3.4	Worn	84
Swan Reach Primary School	East Gippsland	3.48	Worn	98
Swifts Creek P-12 School	East Gippsland	3.3	Worn	90
Swinburne Senior Secondary College	Boroondara	3.46	Worn	385
Sydenham - Hillside Primary School	Brimbank	3.38	Worn	997
Sydney Road Community School	Merri-bek	3.35	Worn	105
Syndal South Primary School	Monash	3.18	Poor	321
Talbot Primary School	Central Goldfields	3.26	Worn	35
Talgarno Primary School	Towong	3.37	Worn	36
Tallangatta Primary School	Towong	3.55	Good	94
Tallangatta Secondary College	Towong	3.47	Worn	321

School Name	Council	Condition Score	Condition	Enrolments
Tallarook Primary School	Mitchell	3.44	Worn	31
Tallygaroopna Primary School	Greater Shepparton	3.35	Worn	66
Tambo Upper Primary School	East Gippsland	3.46	Worn	81
Tanjil South Primary School	Baw Baw	3.32	Worn	9
Taradale Primary School	Mount Alexander	3.32	Worn	75
Tarnagulla Primary School	Loddon	3.26	Worn	21
Tarneit P-9 College	Wyndham	3.42	Worn	1987
Tarneit Rise Primary School	Wyndham	3.92	Good	1690
Tarneit Senior College	Wyndham	3.8	Good	941
Tarwin Lower Primary School	South Gippsland	3.59	Good	36
Tate Street Primary School Geelong	Greater Geelong	3.63	Good	166
Tatura Primary School	Greater Shepparton	3.47	Worn	187
Tawonga Primary School	Alpine	3.51	Good	49
Taylors Hill Primary School	Melton		Unknown	573
Taylors Lakes Primary School	Brimbank	3.22	Poor	682
Taylors Lakes Secondary College	Brimbank	3.2	Poor	1291
Tecoma Primary School	Yarra Ranges	3.24	Poor	366
Teesdale Primary School	Golden Plains	3.35	Worn	250
Templestowe College	Manningham	3.6	Good	1215
Templestowe Heights Primary School	Manningham	3.59	Good	539
Templestowe Park Primary School	Manningham	3.44	Worn	555
Templestowe Valley Primary School	Manningham	3.33	Worn	302
Templeton Primary School	Knox	3.62	Good	710
Tempy Primary School	Yarriambiack	3.32	Worn	16
Terang College	Corangamite	3.52	Good	240
The Basin Primary School	Knox	3.34	Worn	585
The Grange P-12 College	Wyndham	3.28	Worn	1931
The Lake Primary School	Mildura	3.47	Worn	265
The Lakes South Morang College	Whittlesea	3.29	Worn	696
The Patch Primary School	Yarra Ranges	3.33	Worn	290
Thomas Chirnside Primary School	Wyndham	3.28	Worn	300
Thomas Mitchell Primary School	Casey	3.45	Worn	636
Thomastown East Primary School	Whittlesea	3.31	Worn	333
Thomastown Meadows Primary School	Whittlesea	3.12	Poor	243
Thomastown Primary School	Whittlesea	3.23	Poor	177
Thomastown Secondary College	Whittlesea	3.08	Poor	451
Thomastown West Primary School	Whittlesea	3.42	Worn	204
Thornbury High School	Darebin	3.83	Good	1081
Thornbury Primary School	Darebin	3.07	Poor	319
Thornhill Park Primary School	Melton	5	Good	736
Thorpdale Primary School	Baw Baw	3.54	Good	43
Timbarra P-9 College	Casey	3.57	Good	608
Timboon P-12 School	Corangamite	3.32	Worn	500
Timor Primary School	Central Goldfields	3.29	Worn	44
Tinternvale Primary School	Maroondah	3.13	Poor	334
Tongala Primary School	Campaspe	3.25	Worn	138

School Name	Council	Condition Score	Condition	Enrolments
Toolamba Primary School	Greater Shepparton	3.44	Worn	123
Toolangi Primary School	Murrindindi	3.76	Good	15
Toolern Vale and District Primary School	Melton	3.12	Poor	161
Toongabbie Primary School	Latrobe	3.33	Worn	58
Toora Primary School	South Gippsland	3.63	Good	109
Tooradin Primary School	Casey	3.49	Worn	282
Toorak Primary School	Stonnington	3.62	Good	441
Toorloo Arm Primary School	East Gippsland	3.56	Good	128
Tootgarook Primary School	Mornington Peninsula	3.83	Good	140
Topirum Primary School	Casey	5	Good	467
Torquay Coast Primary School	Surf Coast		Unknown	682
Torquay P-6 College	Surf Coast	3.25	Worn	613
Trafalgar High School	Baw Baw	3.07	Poor	696
Trafalgar Primary School	Baw Baw	3.5	Good	357
Traralgon (Kosciuszko Street) Primary School	Latrobe	3.38	Worn	316
Traralgon (Liddiard Road) Primary School	Latrobe	3.49	Worn	265
Traralgon (Stockdale Road) Primary School	Latrobe	3.51	Good	449
Traralgon College	Latrobe	3.06	Poor	936
Traralgon South Primary School	Latrobe	3.49	Worn	116
Trawalla Primary School	Pyrenees	3.24	Poor	8
Trentham District Primary School	Hepburn	3.2	Poor	89
Truganina P-9 College	Wyndham	3.55	Good	1960
Truganina South Primary School	Wyndham		Unknown	613
Tucker Road Bentleigh Primary School	Glen Eira	3.6	Good	376
Tullamarine Primary School	Hume	3.51	Good	202
Tulliallan Primary School	Casey		Unknown	1440
Tungamah Primary School	Moira	3.52	Good	27
Turrun Primary School	Casey	5	Good	165
Tyabb Primary School	Mornington Peninsula	3.44	Worn	424
Tyabb Railway Station Primary School	Mornington Peninsula	3.48	Worn	144
Tyers Primary School	Latrobe	3.53	Good	71
Tylden Primary School	Macedon Ranges	3.41	Worn	121
Tyrrell College	Buloke	3.23	Poor	118
Umarkoo Primary School	Whittlesea	5	Good	525
Undera Primary School	Greater Shepparton	3.31	Worn	13
Underbool Primary School	Mildura	3.32	Worn	18
University High School	Melbourne	3.12	Poor	1983
University Park Primary School	Brimbank	3.6	Good	229
Upper Ferntree Gully Primary School	Knox	3.36	Worn	79
Upper Plenty Primary School	Mitchell	3.35	Worn	205
Upper Sandy Creek Primary School	Indigo	3.36	Worn	20
Upper Yarra Secondary College	Yarra Ranges	3.3	Worn	747
Upwey High School	Yarra Ranges	3.37	Worn	761
Upwey Primary School	Yarra Ranges	3.33	Worn	129
Upwey South Primary School	Yarra Ranges	3.34	Worn	321
Valkstone Primary School	Glen Eira	3.56	Good	651

School Name	Council	Condition Score	Condition	Enrolments
Vermont Primary School	Whitehorse	3.44	Worn	735
Vermont Secondary College	Whitehorse	3.33	Worn	1650
Vermont South Special School	Whitehorse	3.65	Good	139
Victoria Road Primary School	Yarra Ranges	3.19	Poor	228
Victoria University Secondary College	Brimbank	3.31	Worn	1350
Victorian College For The Deaf	Melbourne	3.38	Worn	60
Victorian College Of The Arts Secondary School	Melbourne	3.01	Poor	349
Viewbank College	Banyule	3.35	Worn	1419
Viewbank Primary School	Banyule	3.43	Worn	645
Virtual School Victoria	Darebin	3.48	Worn	2926
Wahgunyah Primary School	Indigo	3.27	Worn	96
Walcom Ngarrwa Secondary College	Wyndham	5	Good	428
Wales Street Primary School	Darebin	3	Poor	613
Wallan Primary School	Mitchell	3.21	Poor	750
Wallan Secondary College	Mitchell	3.5	Good	957
Wallarano Primary School	Greater Dandenong	3.45	Worn	597
Wallaroo Primary School	Mornington Peninsula	3.55	Good	86
Wallington Primary School	Greater Geelong	3.31	Worn	146
Walwa Primary School	Towong	3.66	Good	7
Wandiligong Primary School	Alpine	3.21	Poor	44
Wandin North Primary School	Yarra Ranges	3.73	Good	310
Wandin Yallock Primary School	Yarra Ranges	3.33	Worn	133
Wandong Primary School	Mitchell	3.38	Worn	491
Wangala Primary School	Greater Geelong	3.97	Good	99
Wangaratta District Specialist School	Wangaratta	3.29	Worn	171
Wangaratta High School	Wangaratta	3.41	Worn	610
Wangaratta Primary School	Wangaratta	3.29	Worn	144
Wangaratta West Primary School	Wangaratta	3.63	Good	483
Wantirna College	Knox	3.37	Worn	1473
Wantirna Primary School	Knox	3.33	Worn	44
Wantirna South Primary School	Knox	3.38	Worn	232
Waratah Special Developmental School	Banyule	3.29	Worn	66
Warburton Primary School	Yarra Ranges	3.64	Good	69
Warracknabeal Primary School	Yarriambiack	3.79	Good	115
Warracknabeal Secondary College	Yarriambiack	4.11	Good	176
Warracknabeal Special Developmental School	Yarriambiack	3.69	Good	28
Warragul & District Specialist School	Baw Baw	3.7	Good	126
Warragul North Primary School	Baw Baw	3.17	Poor	503
Warragul Primary School	Baw Baw	3.38	Worn	260
Warragul Regional College	Baw Baw	3.47	Worn	684
Warrandyte High School	Manningham	3.5	Good	273
Warrandyte Primary School	Manningham	3.31	Worn	194
Warranwood Primary School	Maroondah	3.44	Worn	378
Warreen Primary School	Wyndham	5	Good	602
Warrenheip Primary School	Ballarat	3.1	Poor	32
Warringa Park School	Wyndham	3.66	Good	678

School Name	Council	Condition Score	Condition	Enrolments
Warrnambool College	Warrnambool	3.25	Worn	1076
Warrnambool East Primary School	Warrnambool	3.35	Worn	493
Warrnambool Primary School	Warrnambool	3.05	Poor	354
Warrnambool West Primary School	Warrnambool	3.27	Worn	140
Watsonia Heights Primary School	Banyule	3.46	Worn	518
Watsonia North Primary School	Banyule	3.24	Poor	545
Watsonia Primary School	Banyule	3.64	Good	65
Wattle Glen Primary School	Nillumbik	3.45	Worn	151
Wattle Park Primary School	Whitehorse	3.33	Worn	246
Wattle View Primary School	Knox	3.57	Good	245
Waubra Primary School	Pyrenees	3.17	Poor	54
Waverley Meadows Primary School	Monash	3.38	Worn	93
Wayi School	Hume	5	Good	188
Wedderburn College	Loddon	3.41	Worn	206
Wedge Park Primary School	Melton	3.31	Worn	845
Weeden Heights Primary School	Whitehorse	3.57	Good	148
Weeroona College Bendigo	Greater Bendigo	3.54	Good	825
Wellington Secondary College	Monash	3.69	Good	1633
Welshpool and District Primary School	South Gippsland	3.36	Worn	32
Wembley Primary School	Maribyrnong	3.58	Good	634
Wendouree Primary School	Ballarat	3.11	Poor	118
Werribee Primary School	Wyndham	3.3	Worn	530
Werribee Secondary College	Wyndham	3.4	Worn	1633
Werrimull P-12 School	Mildura	3.46	Worn	32
Wesburn Primary School	Yarra Ranges	3.56	Good	81
Westall Primary School	Kingston	3.87	Good	300
Westall Secondary College	Kingston	3.67	Good	697
Westbreen Primary School	Merri-bek	3.71	Good	416
Western Autistic School	Hobsons Bay	3.43	Worn	295
Western English Language School	Maribyrnong	3.52	Good	505
Western Heights Secondary College	Greater Geelong	3.4	Worn	1075
Western Port Secondary College	Mornington Peninsula	3.5	Good	765
Westgarth Primary School	Darebin	3.42	Worn	550
Westgrove Primary School	Wyndham	3.32	Worn	506
Westmeadows Primary School	Hume	3.29	Worn	462
Wheeler's Hill Primary School	Monash	3.55	Good	695
Wheeler's Hill Secondary College	Monash	3.28	Worn	691
White Hills Primary School	Greater Bendigo	3.46	Worn	583
Whitehorse Primary School	Whitehorse	3.5	Good	294
Whitfield District Primary School	Wangaratta	3.24	Poor	34
Whittington Primary School	Greater Geelong	3.74	Good	152
Whittlesea Primary School	Whittlesea	3.37	Worn	399
Whittlesea Secondary College	Whittlesea	3.12	Poor	731
Whorouly Primary School	Wangaratta	3.4	Worn	30
Wilandra Rise Primary School	Casey		Unknown	1126
Willaura Primary School	Ararat	3.33	Worn	16

School Name	Council	Condition Score	Condition	Enrolments
William Ruthven Primary School	Darebin	3.47	Worn	141
William Ruthven Secondary College	Darebin	3.64	Good	485
Williamstown High School	Hobsons Bay	3.36	Worn	1534
Williamstown North Primary School	Hobsons Bay	3.22	Poor	602
Williamstown Primary School	Hobsons Bay	3.2	Poor	462
Willmott Park Primary School	Hume	3.02	Poor	616
Willow Grove Primary School	Baw Baw	3.4	Worn	68
Willowbank Primary School	Macedon Ranges	5	Good	374
Willowmavin Primary School	Mitchell	3.47	Worn	57
Wilmot Road Primary School Shepparton	Greater Shepparton	3.43	Worn	216
Wimba Primary School	Wyndham	5	Good	409
Winchelsea Primary School	Surf Coast	2.84	Poor	141
Windsor Primary School	Stonnington	3.65	Good	129
Winters Flat Primary School	Mount Alexander	3.42	Worn	113
Winton Primary School	Benalla	2.99	Poor	2
Wirrigirri Primary School	Whittlesea	5	Good	112
Wiyal Primary School	Melton	5	Good	525
Woody Yaloak Primary School	Golden Plains	3.57	Good	323
Wodonga Middle Years College	Wodonga	3.44	Worn	1006
Wodonga Primary School	Wodonga	3.46	Worn	873
Wodonga Senior Secondary College	Wodonga	3.71	Good	1345
Wodonga South Primary School	Wodonga	3.28	Worn	418
Wodonga West Primary School	Wodonga	3.6	Good	290
Wollert Primary School	Whittlesea	5	Good	570
Wollert Secondary College	Whittlesea	5	Good	366
Wonga Park Primary School	Manningham	3.48	Worn	416
Wonthaggi North Primary School	Bass Coast	3.46	Worn	147
Wonthaggi Primary School	Bass Coast	3.34	Worn	370
Woodend Primary School	Macedon Ranges	3.03	Poor	382
Woodford Primary School	Warrnambool	3.45	Worn	153
Woodlands Primary School	Frankston	3.31	Worn	855
Woodmans Hill Secondary College	Ballarat	3.36	Worn	610
Woodside Primary School	Wellington	3.64	Good	43
Woodville Primary School	Wyndham	3.08	Poor	357
Woolsthorpe Primary School	Moyne	3.61	Good	91
Wooragee Primary School	Indigo	3.58	Good	67
Wooranna Park Primary School	Greater Dandenong	3.24	Poor	265
Woori Yallock Primary School	Yarra Ranges	3.59	Good	432
Woorinen District Primary School	Swan Hill	3.51	Good	75
Wulerrp Secondary College	Casey	5	Good	221
Wunghnu Primary School	Moira	3.48	Worn	25
Wurruk Primary School	Wellington	3.42	Worn	42
Wycheproof P-12 College	Buloke	3.3	Worn	91
Wyndham Central Secondary College	Wyndham	3.21	Poor	1295
Wyndham Park Primary School	Wyndham	3.53	Good	394
Wyndham Vale Primary School	Wyndham	3.64	Good	1066

School Name	Council	Condition Score	Condition	Enrolments
Yackandandah Primary School	Indigo	3.78	Good	184
Yallourn North Primary School	Latrobe	3.64	Good	97
Yandoit Primary School	Hepburn	3.52	Good	16
Yarra Glen Primary School	Yarra Ranges	3.39	Worn	122
Yarra Hills Secondary College	Yarra Ranges	3.44	Worn	542
Yarra Junction Primary School	Yarra Ranges	3.43	Worn	220
Yarra Primary School	Yarra	3.2	Poor	254
Yarra Ranges Special Developmental School	Yarra Ranges	3.68	Good	84
Yarra Road Primary School	Maroondah	3.23	Poor	244
Yarrabah School	Kingston	3.69	Good	185
Yarrabing Secondary College	Melton	5	Good	383
Yarragon Primary School	Baw Baw	3.74	Good	208
Yarram Primary School	Wellington	3.66	Good	126
Yarram Secondary College	Wellington	3.35	Worn	267
Yarraman Oaks Primary School	Greater Dandenong	3.34	Worn	213
Yarrambat Primary School	Nillumbik	3.35	Worn	632
Yarraville Special Developmental School	Maribyrnong	3.46	Worn	102
Yarraville West Primary School	Maribyrnong	3.54	Good	653
Yarrowonga College P-12	Moira	3.22	Poor	1007
Yarrunga Primary School	Wangaratta	3.53	Good	136
Yea High School	Murrindindi	3.25	Worn	281
Yea Primary School	Murrindindi	3.75	Good	123
Yering Primary School	Yarra Ranges	3.27	Worn	17
Yinnar Primary School	Latrobe	3.51	Good	228
Yinnar South Primary School	Latrobe	3.42	Worn	21
Yirrama Primary School	Greater Geelong	5	Good	525
Yubup Primary School	Hume	5	Good	713
Yuille Park Community College	Ballarat	3.41	Worn	215
Yurran P-9 College	Wyndham	5	Good	1250
Zeerust Primary School	Greater Shepparton	3.41	Worn	10

School Name	Permanent Buildings	Relocatable Buildings	Total Buildings
Abbotsford Primary School	1	0	1
Aberfeldie Primary School	7	2	9
Ainslie Parklands Primary School	5	0	5
Aintree Primary School	5	15	20
Aireys Inlet Primary School	5	0	5
Airly Primary School	3	2	5
Aitken Creek Primary School	2	20	22
Aitken Hill Primary School	5	11	16
Alamanda K-9 College	3	59	62
Albanvale Primary School	5	0	5
Albany Rise Primary School	4	0	4
Albert Park College	9	0	9
Albert Park Primary School	3	4	7
Alberton Primary School	3	1	4
Albion North Primary School	5	2	7
Albion Primary School	4	0	4
Aldercourt Primary School	6	0	6
Alexandra Primary School	3	0	3
Alexandra Secondary College	7	1	8
Alfredton Primary School	5	3	8
Alkira Secondary College	5	31	36
Allansford and District Primary School	3	1	4
Alphington Primary School	5	1	6
Altona College	7	8	15
Altona Green Primary School	4	1	5
Altona Meadows Primary School	4	2	6
Altona North Primary School	5	1	6
Altona Primary School	3	8	11
Alvie Primary School	3	2	5
Amphitheatre Primary School	2	1	3
Amsleigh Park Primary School	5	2	7
Anakie Primary School	2	0	2
Andersons Creek Primary School	6	3	9
Anglesea Primary School	2	1	3
Antonio Park Primary School	4	10	14
Apollo Bay P-12 College	6	1	7
Apollo Parkways Primary School	6	13	19
Appin Park Primary School	2	1	3
Apsley Primary School	2	1	3
Araluen Primary School	4	0	4
Ararat North Primary School	1	0	1
Ararat Primary School	3	2	5
Ararat Secondary College	12	0	12
Ararat West Primary School	5	1	6
Ardeer Primary School	4	0	4
Ardeer South Primary School	2	0	2

School Name	Permanent Buildings	Relocatable Buildings	Total Buildings
Ardmona Primary School	2	1	3
Armadale Primary School	3	2	5
Armstrong Creek School	7	13	20
Arnolds Creek Primary School	3	8	11
Arthurs Creek Primary School	3	4	7
Ascot Vale Heights School	1	0	1
Ascot Vale Primary School	6	1	7
Ascot Vale West Primary School	2	0	2
Ashburton Primary School	6	2	8
Ashby Primary School	1	2	3
Ashley Park Primary School	4	3	7
Ashwood High School	8	2	10
Ashwood School	9	0	9
Aspendale Gardens Primary School	6	9	15
Aspendale Primary School	4	5	9
Athol Road Primary School	6	2	8
Auburn High School	3	3	6
Auburn Primary School	4	0	4
Auburn South Primary School	7	8	15
Aurora School	3	0	3
Avenel Primary School	2	2	4
Avoca Primary School	5	0	5
Avondale Primary School	7	1	8
Axedale Primary School	3	1	4
Bacchus Marsh College	10	9	19
Bacchus Marsh Primary School	11	8	19
Baden Powell P-9 College	17	15	32
Badger Creek Primary School	3	0	3
Baimbridge College	11	0	11
Bairnsdale Primary School	7	1	8
Bairnsdale Secondary College	21	9	30
Bairnsdale West Primary School	9	1	10
Balambalam Primary School			
Ballam Park Primary School	5	2	7
Ballan Primary School	5	0	5
Ballarat High School	14	9	23
Ballarat North Primary School	4	6	10
Ballarat Primary School (Dana Street)	3	0	3
Ballarat Specialist School	13	15	28
Balliang East Primary School	5	2	7
Balmoral K-12 Community College	10	0	10
Balnarring Primary School	4	4	8
Balwyn High School	14	12	26
Balwyn North Primary School	3	3	6
Balwyn Primary School	5	7	12
Bandiana Primary School	2	5	7

School Name	Permanent Buildings	Relocatable Buildings	Total Buildings
Banmira Specialist School	8	7	15
Bannockburn P-12 College	9	0	9
Banum Warrik Primary School	5	2	7
Banyan Fields Primary School	5	7	12
Banyule Primary School	7	8	15
Baranduda Primary School	7	0	7
Barayip Primary School	5	0	5
Baringa Special School	5	0	5
Barnawartha Primary School	2	0	2
Barrawang Primary School	4	6	10
Barton Primary School	4	16	20
Barwon Heads Primary School	8	4	12
Barwon Valley School	10	1	11
Bass Coast College	13	20	33
Bass Coast Specialist School	2	0	2
Bass Valley Primary School	4	5	9
Baxter Primary School	6	2	8
Bayles Regional Primary School	5	2	7
Bayside P-12 College	23	1	24
Bayside Special Developmental School	3	0	3
Bayswater North Primary School	6	0	6
Bayswater Primary School	5	0	5
Bayswater Secondary College	7	1	8
Bayswater South Primary School	4	1	5
Bayswater West Primary School	3	1	4
Beaconsfield Primary School	7	6	13
Beaconsfield Upper Primary School	6	3	9
Bealiba Primary School	2	0	2
Beaufort Primary School	1	4	5
Beaufort Secondary College	6	1	7
Beaumaris North Primary School	4	11	15
Beaumaris Primary School	4	4	8
Beaumaris Secondary College	3	0	3
Beeac Primary School	2	1	3
Beechworth Primary School	3	0	3
Beechworth Secondary College	6	9	15
Belgrave South Primary School	6	0	6
Bell Park North Primary School	4	0	4
Bell Primary School	4	7	11
Bellaire Primary School	7	2	9
Bellarine Secondary College	18	5	23
Bellbrae Primary School	5	4	9
Bellbridge Primary School	9	3	12
Belle Vue Park Primary School	4	0	4
Belle Vue Primary School	4	0	4
Belmont High School	14	9	23

School Name	Permanent Buildings	Relocatable Buildings	Total Buildings
Belmont Primary School	3	3	6
Belmore School	1	0	1
Belvedere Park Primary School	5	3	8
Belvoir Wodonga Special Developmental School	7	4	11
Bemin Secondary College	12	3	15
Benalla P-12 College	19	4	23
Bendigo Primary School	2	0	2
Bendigo Senior Secondary College	13	0	13
Bendigo South East 7-10 Secondary College	10	7	17
Bendigo Special Developmental School	7	6	13
Bentleigh Secondary College	9	10	19
Bentleigh West Primary School	6	7	13
Benton Junior College	8	12	20
Berwick Chase Primary School	2	17	19
Berwick Fields Primary School	4	14	18
Berwick Lodge Primary School	5	5	10
Berwick Primary School	5	15	20
Berwick Secondary College	16	21	37
Bethal Primary School	2	0	2
Bethanga Primary School	1	3	4
Beulah Primary School	4	0	4
Beverford District Primary School	3	0	3
Beveridge Primary School	9	14	23
Beverley Hills Primary School	4	10	14
Big Hill Primary School	6	2	8
Billanook Primary School	8	3	11
Bimbadeen Heights Primary School	7	5	12
Binap Primary School	5	3	8
Bindjiroo Yaluk Community School	6	0	6
Birchip P-12 School	8	4	12
Birmingham Primary School	6	7	13
Birrree Primary School	4	8	12
Birranga College			
Birregurra Primary School	7	2	9
Bittern Primary School	6	1	7
Biyala Primary School			
Black Hill Primary School	5	3	8
Black Rock Primary School	8	9	17
Blackburn English Language School	11	0	11
Blackburn High School	8	20	28
Blackburn Lake Primary School	5	7	12
Blackburn Primary School	6	7	13
Boisdale Consolidated School	7	1	8
Bolinda Primary School	5	2	7
Bolwarra Primary School	8	1	9
Bona Vista Primary School	3	2	5

School Name	Permanent Buildings	Relocatable Buildings	Total Buildings
Bonbeach Primary School	4	2	6
Boneo Primary School	1	6	7
Boolarra Primary School	4	0	4
Boort District P-12 School	11	0	11
Boronia Heights Primary School	5	2	7
Boronia K-12 College	9	1	10
Boroondara Park Primary School	4	10	14
Botanic Ridge Primary School	5	3	8
Bourchier Street Primary School Shepparton	5	2	7
Box Hill High School	6	8	14
Box Hill North Primary School	6	0	6
Box Hill Senior Secondary College	12	5	17
Brandon Park Primary School	4	8	12
Branxholme-Wallacedale Community School	4	0	4
Brauer Secondary College	14	2	16
Braybrook College	11	14	25
Brentwood Park Primary School	7	12	19
Brentwood Secondary College	13	24	37
Briagolong Primary School	5	2	7
Briar Hill Primary School	3	2	5
Bridgewater Primary School	2	0	2
Bridgewood Primary School	3	5	8
Bright P-12 College	8	1	9
Brighton Beach Primary School	4	2	6
Brighton Primary School	9	11	20
Brighton Secondary College	10	10	20
Brinbeal Secondary College	5	1	6
Broadford Primary School	8	2	10
Broadford Secondary College	8	9	17
Broadmeadows Primary School	4	1	5
Broadmeadows Special Developmental School	6	25	31
Broadmeadows Valley Primary School	4	0	4
Broken Creek Primary School	1	2	3
Brookside P-9 College	16	6	22
Brunswick East Primary School	4	1	5
Brunswick North Primary School	2	1	3
Brunswick North West Primary School	4	4	8
Brunswick Secondary College	10	0	10
Brunswick South Primary School	3	1	4
Brunswick South West Primary School	8	2	10
Bruthen Primary School	2	3	5
Buangor Primary School	4	1	5
Buchan Primary School	3	1	4
Buckley Park College	10	3	13
Bullarto Primary School	1	4	5
Bulleen Heights School	11	12	23

School Name	Permanent Buildings	Relocatable Buildings	Total Buildings
Buln Buln Primary School	4	1	5
Bundalaguah Primary School	4	3	7
Bundarra Primary School	2	6	8
Bundoora Primary School	4	1	5
Bundoora Secondary College	11	0	11
Bungaree Primary School	2	2	4
Buninyong Primary School	8	5	13
Bunyip Primary School	3	5	8
Burnside Primary School	4	4	8
Burwood East Primary School	5	5	10
Burwood East Special Developmental School	4	0	4
Burwood Heights Primary School	5	0	5
Buxton Primary School	3	0	3
Cairnlea Park Primary School	6	12	18
Caledonian Primary School	4	0	4
California Gully Primary School	4	1	5
Camberwell High School	5	1	6
Camberwell Primary School	6	1	7
Camberwell South Primary School	4	0	4
Cambridge Primary School	7	19	26
Camelot Rise Primary School	5	5	10
Camp Hill Primary School	3	3	6
Campbellfield Heights Primary School	3	0	3
Campbells Creek Primary School	6	3	9
Camperdown College	8	1	9
Canadian Lead Primary School	1	0	1
Cann River P-12 College	3	2	5
Canterbury Girls Secondary College	6	6	12
Canterbury Primary School	7	4	11
Cape Clear Primary School	1	4	5
Cardinia Primary School	4	5	9
Cardross Primary School	2	2	4
Carisbrook Primary School	5	3	8
Carlisle River Primary School	3	0	3
Carlton Gardens Primary School	4	0	4
Carlton North Primary School	2	1	3
Carlton Primary School	2	0	2
Carnegie Primary School	4	7	11
Carranballac P-9 College	13	15	28
Carraragarmungee Primary School	1	2	3
Carrington Primary School	3	0	3
Carrum Downs Secondary College	12	9	21
Carrum Primary School	3	3	6
Carwatha College P-12	11	2	13
Casey Fields Primary School	5	13	18
Casterton Primary School	7	0	7

School Name	Permanent Buildings	Relocatable Buildings	Total Buildings
Casterton Secondary College	5	0	5
Castlemaine North Primary School	4	1	5
Castlemaine Primary School	2	1	3
Castlemaine Secondary College	15	11	26
Caulfield Junior College	5	3	8
Caulfield Primary School	3	2	5
Caulfield South Primary School	3	2	5
Cavendish Primary School	4	1	5
Centre for Higher Education Studies	1	0	1
Ceres Primary School	3	4	7
Chaffey Secondary College	10	1	11
Chalcot Lodge Primary School	6	2	8
Chandler Park Primary School	5	3	8
Charles La Trobe P-12 College	7	4	11
Charlton College	8	0	8
Chatham Primary School	4	1	5
Chelsea Heights Primary School	5	6	11
Chelsea Primary School	3	1	4
Cheltenham East Primary School	4	5	9
Cheltenham Primary School	2	2	4
Cheltenham Secondary College	9	7	16
Chewton Primary School	2	0	2
Chiltern Primary School	4	1	5
Chilwell Primary School	5	1	6
Chirnside Park Primary School	5	3	8
Christmas Hills Primary School	7	1	8
Chum Creek Primary School	4	2	6
Churchill North Primary School	5	0	5
Churchill Primary School	3	5	8
Clarinda Primary School	4	6	10
Clayton North Primary School	9	6	15
Clayton South Primary School	5	0	5
Clifton Creek Primary School	3	0	3
Clifton Hill Primary School	7	1	8
Clifton Springs Primary School	8	6	14
Clunes Primary School	4	0	4
Clyde Creek Primary School	7	12	19
Clyde Primary School	7	7	14
Clyde Secondary College	6	7	13
Coatesville Primary School	7	11	18
Cobains Primary School	1	2	3
Cobden Primary School	4	1	5
Cobden Technical School	11	3	14
Cobram and District Specialist School	4	6	10
Cobram Primary School	5	1	6
Cobram Secondary College	9	0	9

School Name	Permanent Buildings	Relocatable Buildings	Total Buildings
Coburg High School	5	13	18
Coburg North Primary School	4	9	13
Coburg Primary School	4	1	5
Coburg Special Developmental School	1	0	1
Coburg West Primary School	3	0	3
Coburn Primary School	5	8	13
Cockatoo Primary School	7	4	11
Cohuna Consolidated School	2	0	2
Cohuna Secondary College	8	1	9
Coimadai Primary School	4	4	8
Colac Primary School	5	1	6
Colac Secondary College	13	0	13
Colac South West Primary School	3	0	3
Colac West Primary School	5	2	7
Colbinabbin Primary School	1	1	2
Coldstream Primary School	5	4	9
Coleraine Primary School	4	0	4
Collingwood College	6	0	6
Collingwood English Language School	2	17	19
Concongella Primary School	6	2	8
Concord School	12	6	18
Congupna Primary School	3	2	5
Coolaroo South Primary School	5	3	8
Copperfield College	20	11	31
Coral Park Primary School	4	4	8
Corryong College	16	3	19
Courtenay Gardens Primary School	5	13	18
Cowes Primary School	7	9	16
Cowwarr Primary School	3	0	3
Craigieburn Primary School	11	10	21
Craigieburn Secondary College	10	14	24
Craigieburn South Primary School	5	10	15
Cranbourne Carlisle Primary School	2	5	7
Cranbourne East Primary School	3	22	25
Cranbourne East Secondary College	5	30	35
Cranbourne Park Primary School	5	1	6
Cranbourne Primary School	3	3	6
Cranbourne Secondary College	15	12	27
Cranbourne South Primary School	3	10	13
Cranbourne West Primary School	6	10	16
Cranbourne West Secondary College	7	13	20
Creeside K-9 College	16	20	36
Creswick North Primary School	1	2	3
Creswick Primary School	8	0	8
Crib Point Primary School	5	3	8
Croxton Special School	5	1	6

School Name	Permanent Buildings	Relocatable Buildings	Total Buildings
Croydon Community School	8	7	15
Croydon Hills Primary School	9	10	19
Croydon Primary School	5	1	6
Croydon Special Developmental School	7	3	10
Crusoe 7-10 Secondary College	7	1	8
Cudgee Primary School	1	2	3
Dallas Brooks Community Primary School	9	6	15
Dandenong High School	14	3	17
Dandenong North Primary School	10	8	18
Dandenong Primary School	5	7	12
Dandenong South Primary School	9	6	15
Dandenong Valley Special Developmental School	6	8	14
Dandenong West Primary School	5	2	7
Darley Primary School	6	12	18
Darnum Primary School	3	2	5
Darraweit Guim Primary School	3	2	5
Dartmoor Primary School	1	1	2
Davis Creek Primary School	4	16	20
Daylesford Primary School	6	0	6
Daylesford Secondary College	8	0	8
Deans Marsh Primary School	5	0	5
Deanside Primary School	4	8	12
Debney Meadows Primary School	1	0	1
Dederang Primary School	3	1	4
Deepdene Primary School	6	3	9
Deer Park North Primary School	4	2	6
Deer Park West Primary School	3	6	9
Delacombe Primary School	6	6	12
Derinya Primary School	5	7	12
Derrimut Primary School	3	11	14
Derrinallum P-12 College	4	0	4
Devon Meadows Primary School	4	6	10
Dharra School	4	0	4
Diamond Creek East Primary School	4	5	9
Diamond Creek Primary School	4	2	6
Diamond Valley College	6	6	12
Diamond Valley Special Developmental School	7	8	15
Diggers Rest Primary School	5	7	12
Dillbadin Primary School	3	0	3
Dimboola Memorial Secondary College	12	0	12
Dimboola Primary School	3	1	4
Dingley Primary School	6	8	14
Dinjerra Primary School	5	0	5
Docklands Primary School	2	0	2
Dohertys Creek P-9 College	5	35	40
Don Valley Primary School	2	3	5

School Name	Permanent Buildings	Relocatable Buildings	Total Buildings
Donald High School	3	3	6
Donald Primary School	4	0	4
Donburn Primary School	2	6	8
Doncaster Gardens Primary School	5	9	14
Doncaster Primary School	10	4	14
Doncaster Secondary College	17	13	30
Donnybrook Primary School	4	5	9
Donvale Primary School	5	0	5
Dookie Primary School	3	2	5
Doreen Primary School	3	5	8
Dorset Primary School	4	5	9
Doveton College	10	0	10
Dromana Primary School	5	4	9
Dromana Secondary College	12	29	41
Drouin Primary School	5	7	12
Drouin Secondary College	15	15	30
Drouin South Primary School	4	0	4
Drouin West Primary School	3	2	5
Drysdale Primary School	5	1	6
Dunkeld Consolidated School	4	0	4
Dunolly Primary School	5	0	5
Eagle Point Primary School	3	1	4
Eaglehawk North Primary School	7	3	10
Eaglehawk Primary School	4	0	4
Eaglehawk Secondary College	10	1	11
East Bentleigh Primary School	4	0	4
East Doncaster Secondary College	16	35	51
East Gippsland Specialist School	4	3	7
East Loddon P-12 College	9	4	13
Eastbourne Primary School	6	7	13
Eastern Ranges School	10	2	12
Eastwood Primary School	4	7	11
Echuca College	15	0	15
Echuca East Primary School	5	0	5
Echuca Primary School	3	4	7
Echuca Twin Rivers Primary School	4	0	4
Echuca Twin Rivers Specialist School	4	0	4
Edenbrook Secondary College	6	0	6
Edenhope College	9	0	9
Edgars Creek Primary School	5	10	15
Edgars Creek Secondary College	6	14	20
Edithvale Primary School	7	4	11
Eildon Primary School	3	0	3
Elevation Secondary College	6	10	16
Elisabeth Murdoch College	9	27	36
Elliminyt Primary School	6	0	6

School Name	Permanent Buildings	Relocatable Buildings	Total Buildings
Ellinbank Primary School	3	1	4
Elmore Primary School	2	1	3
Elphinstone Primary School	2	1	3
Elsternwick Primary School	4	6	10
Eltham East Primary School	10	2	12
Eltham High School	10	10	20
Eltham North Primary School	6	4	10
Eltham Primary School	6	3	9
Elwood College	4	2	6
Elwood Primary School	6	4	10
Emerald Primary School	3	5	8
Emerald Secondary College	10	0	10
Emerson School	12	10	22
Endeavour Hills Specialist School	7	1	8
Eppalock Primary School	2	1	3
Epping Primary School	9	0	9
Epping Secondary College	9	15	24
Epping Views Primary School	6	25	31
Epsom Primary School	3	5	8
Eskdale Primary School	4	0	4
Essendon Keilor College	24	7	31
Essendon North Primary School	5	7	12
Essendon Primary School	5	1	6
Essex Heights Primary School	7	4	11
Euroa Primary School	8	2	10
Euroa Secondary College	6	1	7
Everton Primary School	3	4	7
Exford Primary School	3	2	5
Eynesbury Primary School	5	5	10
Fairfield Primary School	5	3	8
Fairhills High School	12	2	14
Fairhills Primary School	2	0	2
Falls Creek Primary School	1	0	1
Fawkner Primary School	6	2	8
Featherbrook P-9 College	6	21	27
Ferntree Gully North Primary School	6	3	9
Ferny Creek Primary School	5	0	5
Findon Primary School	11	2	13
Fish Creek and District Primary School	6	0	6
Fitzroy High School	5	0	5
Fitzroy North Primary School	2	1	3
Fitzroy Primary School	2	0	2
Fleetwood Primary School	5	2	7
Flemington Primary School	3	9	12
Flowerdale Primary School	2	3	5
Footscray City Primary School	4	0	4

School Name	Permanent Buildings	Relocatable Buildings	Total Buildings
Footscray High School	7	1	8
Footscray North Primary School	8	3	11
Footscray Primary School	7	3	10
Footscray West Primary School	5	4	9
Forest Hill College	13	0	13
Forest Street Primary School	5	0	5
Forrest Primary School	2	2	4
Foster Primary School	4	0	4
Foster Secondary College	10	2	12
Fountain Gate Primary School	9	8	17
Fountain Gate Secondary College	13	22	35
Frankston East Primary School	9	0	9
Frankston Heights Primary School	5	4	9
Frankston High School	19	20	39
Frankston Primary School	6	0	6
Frankston Special Developmental School	10	5	15
Furlong Park School For Deaf Children	2	3	5
Fyans Park Primary School	6	3	9
Gaayip-Yagila Primary School	5	15	20
Gamadji Primary School			
Gardenvale Primary School	7	6	13
Garfield Primary School	4	2	6
Garrang Wilam Primary School	4	6	10
Geelong East Primary School	3	2	5
Geelong English Language School (interim name)	0	6	6
Geelong High School	13	4	17
Geelong South Primary School	3	0	3
Gembrook Primary School	5	0	5
George Street Primary School - Hamilton	3	0	3
Gilgai Plains Primary School	4	14	18
Girgarre Primary School	3	0	3
Gisborne Primary School	8	2	10
Gisborne Secondary College	10	8	18
Gladesville Primary School	2	0	2
Gladstone Park Primary School	5	1	6
Gladstone Park Secondary College	14	13	27
Gladstone Views Primary School	3	2	5
Gladysdale Primary School	6	0	6
Glen Eira College	4	0	4
Glen Huntly Primary School	5	5	10
Glen Iris Primary School	7	4	11
Glen Katherine Primary School	11	4	15
Glen Park Primary School	1	2	3
Glen Waverley Primary School	5	8	13
Glen Waverley Secondary College	11	10	21
Glen Waverley South Primary School	4	1	5

School Name	Permanent Buildings	Relocatable Buildings	Total Buildings
Glenallen School	7	0	7
Glendal Primary School	5	11	16
Gleneagles Secondary College	15	16	31
Glenferrie Primary School	6	3	9
Glengala Primary School	3	1	4
Glengarry Primary School	4	1	5
Glenrowan Primary School	4	0	4
Glenroy Central Primary School	4	1	5
Glenroy College	7	1	8
Glenroy Specialist School	2	0	2
Glenroy West Primary School	5	3	8
Golden Square Primary School	4	0	4
Goonawarra Primary School	2	4	6
Goornong Primary School	3	0	3
Gordon Primary School	3	4	7
Gormandale And District Primary School	3	2	5
Goroke P-12 College	4	5	9
Gowrie Street Primary School Shepparton	7	0	7
Grahamvale Primary School	3	5	8
Grasmere Primary School	2	1	3
Grayling Primary School	5	10	15
Great Ryrie Primary School	5	1	6
Great Western Primary School	2	2	4
Greater Shepparton Secondary College	7	0	7
Greenhills Primary School	3	7	10
Greensborough Primary School	3	0	3
Greensborough Secondary College	9	3	12
Greenvale Primary School	2	8	10
Greenvale Secondary College	6	0	6
Greta Valley Primary School	1	0	1
Grey Street Primary School (Traralgon)	5	4	9
Greythorn Primary School	8	0	8
Grovedale College	10	5	15
Grovedale Primary School	5	1	6
Grovedale West Primary School	4	0	4
Gunbower Primary School	4	1	5
Guthridge Primary School	5	5	10
Guthrie Street Primary School Shepparton	6	5	11
Haddon Primary School	3	1	4
Hallam Primary School	4	2	6
Hallam Secondary College	14	5	19
Halls Gap Primary School	2	0	2
Hamilton (Gray Street) Primary School	3	3	6
Hamilton North Primary School	3	3	6
Hamilton Parklands School	1	0	1
Hamlyn Banks Primary School	4	4	8

School Name	Permanent Buildings	Relocatable Buildings	Total Buildings
Hamlyn Views School	3	0	3
Hampden P-12 School	3	1	4
Hampton East School	6	4	10
Hampton Park Primary School	4	5	9
Hampton Park Secondary College	15	13	28
Hampton Primary School	6	4	10
Harcourt Valley Primary School	2	3	5
Harkaway Primary School	5	2	7
Harrierville Primary School	3	1	4
Harrisfield Primary School	5	2	7
Harston Primary School	2	1	3
Hartwell Primary School	3	2	5
Harvest Home Primary School	5	20	25
Hastings Primary School	6	0	6
Hawkesdale P12 College	6	0	6
Hawthorn West Primary School	2	3	5
Hazel Glen College	12	57	69
Hazelwood North Primary School	7	1	8
Healesville High School	15	2	17
Healesville Primary School	6	1	7
Heany Park Primary School	6	0	6
Heathcote Primary School	3	0	3
Heatherhill Primary School	7	1	8
Heatherwood School	9	2	11
Heathmont College	12	1	13
Heathmont East Primary School	7	6	13
Heidelberg Primary School	8	4	12
Hepburn Primary School	6	0	6
Herne Hill Primary School	6	2	8
Hesket Primary School	3	0	3
Heyfield Primary School	4	0	4
Heywood Consolidated School	5	0	5
Heywood District Secondary College	4	0	4
Highton Primary School	4	1	5
Highvale Primary School	3	2	5
Highvale Secondary College	11	7	18
Hillsmeade Primary School	3	14	17
Hoddles Creek Primary School	4	2	6
Homestead Senior Secondary College	2	0	2
Hopetoun P-12 College	6	7	13
Hoppers Crossing Secondary College	14	29	43
Horsham College	12	9	21
Horsham Primary School	6	6	12
Horsham Special School	4	1	5
Horsham West and Haven Primary School	7	6	13
Hughesdale Primary School	5	2	7

School Name	Permanent Buildings	Relocatable Buildings	Total Buildings
Hume Central Secondary College	15	0	15
Hume Valley School	5	10	15
Huntingdale Primary School	5	6	11
Huntly Primary School	4	4	8
Hurstbridge Primary School	2	1	3
Inglewood Primary School	4	0	4
Inverleigh Primary School	6	2	8
Inverloch Primary School	6	6	12
Invermay Primary School	3	4	7
Iramoo Primary School	5	5	10
Irymple Primary School	4	2	6
Irymple Secondary College	7	1	8
Irymple South Primary School	4	6	10
Ivanhoe East Primary School	6	0	6
Ivanhoe Primary School	4	7	11
Jacana School for Autism	7	13	20
Jackson School	6	5	11
James Cook Primary School	6	0	6
Jamieson Primary School	3	0	3
Jells Park Primary School	11	8	19
Jennings Street School	8	0	8
Jeparit Primary School	3	1	4
Jindivick Primary School	2	3	5
John Fawkner Secondary College	7	2	9
John Henry Primary School	4	19	23
John Monash Science School	2	0	2
Kala Primary School			
Kalianna Special School	10	0	10
Kalinda Primary School	2	6	8
Kallista Primary School	3	5	8
Kambrya College	9	25	34
Kananook Primary School	4	0	4
Kangaroo Flat Primary School	7	1	8
Kangaroo Ground Primary School	4	4	8
Kaniva College	7	2	9
Karingal Heights Primary School	2	0	2
Karingal Primary School	5	0	5
Karoo Primary School	10	4	14
Karwan Primary School	5	10	15
Katamatite Primary School	3	1	4
Katandra West Primary School	3	1	4
Katunga Primary School	4	1	5
Keelonith Primary School	4	3	7
Keilor Downs Secondary College	14	25	39
Keilor Heights Primary School	6	5	11
Keilor Primary School	5	4	9

School Name	Permanent Buildings	Relocatable Buildings	Total Buildings
Keilor Views Primary School	6	2	8
Kennington Primary School	7	6	13
Kensington Community High School	5	1	6
Kensington Primary School	4	1	5
Kent Park Primary School	5	3	8
Kerang Primary School	2	0	2
Kerang South Primary School	3	3	6
Kerang Technical High School	7	3	10
Kerribana Primary School			
Kerrimuir Primary School	5	1	6
Kew East Primary School	5	5	10
Kew High School	9	8	17
Kew Primary School	4	1	5
Keysborough Gardens Primary School	2	1	3
Keysborough Primary School	6	6	12
Keysborough Secondary College	23	0	23
Kialla Central Primary School	6	2	8
Kialla West Primary School	4	3	7
Kiewa Valley Primary School	6	0	6
Kilberry Valley Primary School	6	13	19
Killara Primary School	3	6	9
Kilmore Primary School	6	4	10
Kilsyth Primary School	5	0	5
Kinglake Primary School	1	0	1
Kinglake West Primary School	6	0	6
Kings Park Primary School	4	0	4
Kingsbury Primary School	4	0	4
Kingsley Park Primary School	3	2	5
Kingston Heath Primary School	8	3	11
Kingsville Primary School	3	7	10
Kingswood Primary School	6	9	15
Kismet Park Primary School	5	2	7
Knox Central Primary School	5	0	5
Knox Gardens Primary School	5	3	8
Knox Park Primary School	3	1	4
Kolorer College			
Kongwak Primary School	3	3	6
Koo Wee Rup Primary School	5	6	11
Koo Wee Rup Secondary College	10	8	18
Koondrook Primary School	1	2	3
Koonung Secondary College	11	16	27
Koorlong Primary School	3	2	5
Koroit And District Primary School	5	3	8
Kororoit Creek Primary School	3	27	30
Korumburra Primary School	7	3	10
Korumburra Secondary College	7	4	11

School Name	Permanent Buildings	Relocatable Buildings	Total Buildings
Kulap Primary School			
Kunyang Primary School	2	9	11
Kurmile Primary School	5	0	5
Kurnai College	34	6	40
Kurrun Primary School	4	0	4
Kurunjang Primary School	3	6	9
Kurunjang Secondary College	10	3	13
Kuyim Primary School	4	0	4
Kyabram P-12 College	19	8	27
Kyneton High School	5	1	6
Kyneton Primary School	3	2	5
Laa Yulta Primary School	5	0	5
Labertouche Primary School	2	1	3
Laburnum Primary School	6	4	10
Lake Boga Primary School	3	0	3
Lake Bolac College	6	2	8
Lake Colac School	4	0	4
Lakes Entrance Primary School	5	1	6
Lakes Entrance Secondary College	7	4	11
Lakeview Senior College	7	13	20
Lal Lal Primary School	4	2	6
Lalor East Primary School	8	0	8
Lalor Gardens Primary School	2	2	4
Lalor North Primary School	3	2	5
Lalor North Secondary College	11	0	11
Lalor Primary School	5	0	5
Lalor Secondary College	7	21	28
Lancaster Primary School	2	2	4
Lancefield Primary School	3	1	4
Landsborough Primary School	4	1	5
Lang Lang Primary School	3	1	4
Langley Primary School	4	2	6
Langwarrin Park Primary School	6	15	21
Langwarrin Primary School	7	7	14
Lara Lake Primary School	7	10	17
Lara Primary School	6	1	7
Lara Secondary College	6	6	12
Lardner and District Primary School	2	3	5
Latrobe Special Developmental School	3	1	4
Launching Place Primary School	4	1	5
Laurimar Primary School	6	17	23
Lavers Hill K-12 College	4	4	8
Laverton P-12 College	9	3	12
Le Page Primary School	3	1	4
Leitchville Primary School	4	1	5
Lemnos Primary School	2	1	3

School Name	Permanent Buildings	Relocatable Buildings	Total Buildings
Leongatha Primary School	7	0	7
Leongatha Secondary College	10	0	10
Leopold Primary School	7	6	13
Lethbridge Primary School	2	1	3
Lightning Reef Primary School	3	0	3
Lilydale Heights College	12	0	12
Lilydale High School	19	24	43
Lilydale Primary School	4	0	4
Lindenow Primary School	7	4	11
Lindenow South Primary School	3	3	6
Linton Primary School	1	0	1
Lismore Primary School	3	0	3
Little Bendigo Primary School	3	2	5
Little River Primary School	3	1	4
Livingstone Primary School	5	7	12
Lloyd Street Primary School	2	3	5
Loch Primary School	3	4	7
Loch Sport Primary School	2	2	4
Lockington Consolidated School	6	0	6
Lockwood Primary School	7	2	9
Lockwood South Primary School	1	4	5
Lollypop Creek Primary School	5	6	11
Longford Primary School	3	3	6
Longwarry Primary School	6	2	8
Longwood Primary School	2	0	2
Lorne P-12 College	11	0	11
Lowanna College	12	5	17
Lower Plenty Primary School	6	1	7
Lucas Primary School	5	6	11
Lucknow Primary School	7	9	16
Lynbrook Primary School	5	14	19
Lyndale Greens Primary School	5	4	9
Lyndale Secondary College	9	2	11
Lyndhurst Primary School	2	16	18
Lyndhurst Secondary College	8	3	11
Lysterfield Primary School	3	3	6
Macarthur Primary School	1	0	1
Macarthur Street Primary School	4	0	4
Macclesfield Primary School	8	0	8
Macedon Primary School	3	2	5
Mackellar Primary School	4	4	8
Macleod College	8	0	8
MacRobertson Girls High School	3	0	3
Maffra Primary School	7	0	7
Maffra Secondary College	10	2	12
Magpie Primary School	6	1	7

School Name	Permanent Buildings	Relocatable Buildings	Total Buildings
Mahogany Rise Primary School	4	0	4
Maiden Gully Primary School	7	7	14
Maldon Primary School	2	1	3
Mallacoota P-12 College	3	12	15
Malmsbury Primary School	3	3	6
Malvern Central School	4	4	8
Malvern Primary School	6	4	10
Malvern Valley Primary School	2	4	6
Manangatang P-12 College	12	4	16
Manchester Primary School	3	1	4
Mandama Primary School	4	4	8
Manifold Heights Primary School	5	4	9
Manor Lakes P-12 College	22	28	50
Manorvale Primary School	4	3	7
Mansfield Primary School	6	5	11
Mansfield Secondary College	9	6	15
Maramba Primary School	5	5	10
Maribymong College	6	12	18
Marlborough Primary School	5	0	5
Marlo Primary School	1	3	4
Marnebek School Cranbourne	6	9	15
Marnoo Primary School	2	2	4
Marong Primary School	3	2	5
Maroona Primary School	1	2	3
Marra School			
Maryborough Education Centre	11	3	14
Marysville Primary School	2	0	2
Matthew Flinders Girls Secondary College	7	0	7
McClelland Secondary College	9	1	10
McKinnon Primary School	5	11	16
McKinnon Secondary College	19	22	41
Meadow Heights Primary School	7	5	12
Meadowglen Primary School	3	3	6
Meadows Primary School	5	2	7
Meeniyian Primary School	4	5	9
Melba Secondary College	7	1	8
Melbourne Girls College	4	4	8
Melbourne High School	5	1	6
Melrose Primary School	1	1	2
Melton Primary School	8	4	12
Melton Secondary College	16	16	32
Melton South Primary School	8	19	27
Melton Specialist School	5	26	31
Melton West Primary School	6	2	8
Mentone Girls Secondary College	12	7	19
Mentone Park Primary School	4	0	4

School Name	Permanent Buildings	Relocatable Buildings	Total Buildings
Mentone Primary School	4	4	8
Menzies Creek Primary School	5	2	7
Merbein P-10 College	9	5	14
Meredith Primary School	4	2	6
Merino Consolidated School	4	2	6
Mernda Central P-12 College	9	19	28
Mernda Park Primary School	4	1	5
Mernda Primary School	3	17	20
Merri Creek Primary School	2	2	4
Merri River School	8	1	9
Merriang Special Developmental School	3	3	6
Merri-bek Primary School	2	0	2
Merrigum Primary School	1	2	3
Merrijig Primary School	2	1	3
Merrivale Primary School	6	2	8
Metung Primary School	1	3	4
Mickleham Primary School	6	4	10
Mickleham Secondary College	5	6	11
Middle Indigo Primary School	2	2	4
Middle Kinglake Primary School	2	0	2
Middle Park Primary School	3	1	4
Milawa Primary School	2	1	3
Mildura Primary School	7	0	7
Mildura Senior College	17	11	28
Mildura South Primary School	4	9	13
Mildura Specialist School	5	12	17
Mildura West Primary School	7	4	11
Milgate Primary School	6	9	15
Mill Park Heights Primary School	7	5	12
Mill Park Primary School	4	2	6
Mill Park Secondary College	28	5	33
Millwarra Primary School	7	5	12
Mindalk Primary School			
Miners Rest Primary School	6	3	9
Minyip Primary School	4	1	5
Mirboo North Primary School	2	1	3
Mirboo North Secondary College	7	2	9
Mirniyan Primary School	4	0	4
Mirripoa Primary School	4	9	13
Mitcham Primary School	6	2	8
Mitta Mitta Primary School	1	1	2
Moe (Albert Street) Primary School	6	2	8
Moe (South Street) Primary School	3	3	6
Moe Primary School	2	0	2
Monash Special Developmental School	5	2	7
Monbulk College	9	1	10

School Name	Permanent Buildings	Relocatable Buildings	Total Buildings
Monbulk Primary School	4	2	6
Monmia Primary School	8	0	8
Mont Albert Primary School	8	4	12
Montague Continuing Education Centre	3	0	3
Monterey Secondary College	8	1	9
Montmorency Primary School	3	7	10
Montmorency Secondary College	13	15	28
Montmorency South Primary School	4	9	13
Montpellier Primary School	4	5	9
Montrose Primary School	5	6	11
Moolap Primary School	5	4	9
Moomba Park Primary School	7	1	8
Moonambel Primary School	4	1	5
Moonee Ponds Primary School	5	0	5
Moonee Ponds West Primary School	7	0	7
Moorabbin Primary School	8	2	10
Moorooduc Primary School	5	9	14
Mooroolbark College	8	12	20
Mooroolbark East Primary School	6	3	9
Mooroopna North Primary School	3	0	3
Mooroopna Park Primary School	5	2	7
Mooroopna Primary School	4	0	4
Morang South Primary School	7	3	10
Mordialloc Beach Primary School	5	0	5
Mordialloc College	9	4	13
Moriac Primary School	5	2	7
Mornington Park Primary School	3	1	4
Mornington Primary School	5	4	9
Mornington Secondary College	18	24	42
Mornington Special Developmental School	1	2	3
Mortlake P-12 College	8	0	8
Morwell Central Primary School	3	1	4
Morwell Park Primary School	6	2	8
Mossfiel Primary School	5	0	5
Mossgiel Park Primary School	3	2	5
Mount Alexander 7-12 College	5	2	7
Mount Beauty Primary School	4	0	4
Mount Beauty Secondary College	3	3	6
Mount Blowhard Primary School	3	2	5
Mount Clear College	5	1	6
Mount Clear Primary School	5	3	8
Mount Dandenong Primary School	3	0	3
Mount Duneed Regional Primary School	6	5	11
Mount Egerton Primary School	3	1	4
Mount Eliza North Primary School	3	7	10
Mount Eliza Primary School	8	7	15

School Name	Permanent Buildings	Relocatable Buildings	Total Buildings
Mount Eliza Secondary College	12	0	12
Mount Erin Secondary College	14	2	16
Mount Evelyn Primary School	3	1	4
Mount Macedon Primary School	4	1	5
Mount Martha Primary School	8	9	17
Mount Pleasant Primary School	3	0	3
Mount Pleasant Road Nunawading Primary School	4	4	8
Mount Ridley P-12 College	13	35	48
Mount Rowan Secondary College	6	8	14
Mount View Primary School	7	9	16
Mount Waverley Heights Primary School	5	4	9
Mount Waverley North Primary School	4	1	5
Mount Waverley Primary School	5	11	16
Mount Waverley Secondary College	16	14	30
Mountain Gate Primary School	6	3	9
Movelle Primary School	2	0	2
Moyhu Primary School	6	0	6
Moyston Primary School	2	3	5
Mulgrave Primary School	7	4	11
Mullauna Secondary College	8	0	8
Mullum Primary School	4	3	7
Murchison Primary School	3	0	3
Murrabit Group School	4	0	4
Murrayville Community College	4	4	8
Murrum Primary School			
Murrumbeena Primary School	5	4	9
Murtoa College	8	1	9
Muyan Primary School			
Myrniong Primary School	4	1	5
Myrree Primary School	2	1	3
Myrtleford P-12 College	10	4	14
Nagambie Primary School	6	2	8
Nambrok Denison Primary School	3	0	3
Nangiloc Colignan and District Primary School	5	1	6
Nanneella Estate Primary School	2	1	3
Napoleons Primary School	3	1	4
Nar Nar Goon Primary School	4	1	5
Naranga School	5	4	9
Narracan Primary School	3	2	5
Narrarrang Primary School			
Narrawong District Primary School	3	1	4
Narre Warren North Primary School	5	3	8
Narre Warren South P-12 College	17	32	49
Nathalia Primary School	4	0	4
Nathalia Secondary College	4	1	5
Natimuk Primary School	3	0	3

School Name	Permanent Buildings	Relocatable Buildings	Total Buildings
Natte Yallock Primary School	1	0	1
Navarre Primary School	2	2	4
Nearnung Primary School	5	6	11
Neerim District Rural Primary School	6	1	7
Neerim District Secondary College	3	9	12
Neerim South Primary School	5	1	6
Nelson Park School	8	8	16
Nepean Special School	2	4	6
New Gisborne Primary School	10	6	16
Newborough East Primary School	4	0	4
Newborough Primary School	3	3	6
Newbury Primary School	2	26	28
Newcomb Primary School	2	2	4
Newcomb Secondary College	11	1	12
Newham Primary School	2	2	4
Newhaven Primary School	4	0	4
Newington Primary School	5	3	8
Newlands Primary School	8	2	10
Newlyn Primary School	2	2	4
Newmerella Primary School	1	5	6
Newport Gardens Primary School	2	5	7
Newport Lakes Primary School	4	6	10
Newstead Primary School	2	2	4
Newtown Primary School	5	1	6
Nganboo Borron School	4	1	5
Ngarri Primary School	6	6	12
Ngayuk College			
Ngurruga School			
Nhill College	13	1	14
Nichols Point Primary School	6	2	8
Nicholson Primary School	2	4	6
Niddrie Autistic School	4	0	4
Niddrie Primary School	5	3	8
Nilma Primary School	4	0	4
Noble Park English Language School	8	24	32
Noble Park Primary School	6	7	13
Noble Park Secondary College	11	2	13
Noorat Primary School	3	2	5
Norris Bank Primary School	6	0	6
North Geelong Secondary College	8	0	8
North Melbourne Primary School	7	4	11
Northcote High School	10	16	26
Northcote Primary School	4	4	8
Northern Bay P-12 College	28	13	41
Northern College of the Arts and Technology	9	2	11
Northern School For Autism	8	16	24

School Name	Permanent Buildings	Relocatable Buildings	Total Buildings
Norwood Secondary College	10	8	18
Nossal High School	5	0	5
Nullawarre and District Primary School	1	2	3
Numurkah Primary School	4	0	4
Numurkah Secondary College	5	0	5
Nungurner Primary School	2	3	5
Nyah District Primary School	2	0	2
Nyora Primary School	4	1	5
Oak Park Primary School	4	5	9
Oakleigh Primary School	6	2	8
Oakleigh South Primary School	7	12	19
Oakwood School	6	14	20
Oatlands Primary School	10	14	24
Oberon High School	6	5	11
Oberon Primary School	1	2	3
Ocean Grove Primary School	5	4	9
Officer Primary School	2	6	8
Officer Secondary College	5	7	12
Officer Specialist School	5	12	17
Old Orchard Primary School	6	3	9
Olinda Primary School	2	0	2
Omeo Primary School	4	0	4
Orbost Community College	12	3	15
Orchard Grove Primary School	6	10	16
Orchard Park Primary School	5	2	7
Ormond Primary School	3	2	5
Orrvale Primary School	6	3	9
Osborne Primary School	8	10	18
Osbornes Flat Primary School	2	3	5
Ouyen P-12 College	7	2	9
Overport Primary School	7	9	16
Oxley Primary School	3	5	8
Pakenham Consolidated School	7	8	15
Pakenham Hills Primary School	9	5	14
Pakenham Lakeside Primary School	6	13	19
Pakenham Primary School	4	6	10
Pakenham Secondary College	9	3	12
Pakenham Springs Primary School	4	17	21
Panton Hill Primary School	6	0	6
Park Orchards Primary School	6	1	7
Park Ridge Primary School	8	6	14
Parkdale Primary School	9	6	15
Parkdale Secondary College	12	19	31
Parkhill Primary School	3	2	5
Parkmore Primary School	4	1	5
Parktone Primary School	4	8	12

School Name	Permanent Buildings	Relocatable Buildings	Total Buildings
Parkville College	7	0	7
Parkwood Green Primary School	8	13	21
Pascoe Vale Girls Secondary College	8	22	30
Pascoe Vale North Primary School	4	5	9
Pascoe Vale Primary School	7	5	12
Pascoe Vale South Primary School	4	2	6
Patterson Lakes Primary School	3	10	13
Patterson River Secondary College	13	12	25
Paynesville Primary School	8	0	8
Pearcedale Primary School	4	11	15
Pembroke Primary School	4	0	4
Penders Grove Primary School	5	0	5
Peninsula Specialist College	7	5	12
Penshurst Primary School	3	1	4
Pentland Primary School	6	10	16
Peranbin Primary College	5	7	12
Perseverance Primary School			
Peter Lalor Secondary College	4	2	6
Phoenix P-12 Community College	21	5	26
Pinewood Primary School	4	11	15
Pleasant Street Primary School (Ballarat)	3	0	3
Plenty Parklands Primary School	6	11	17
Point Cook Prep - Year 9 College	3	29	32
Point Cook Senior Secondary College	9	1	10
Point Lonsdale Primary School	2	0	2
Pomonal Primary School	1	3	4
Poowong Consolidated School	3	0	3
Porepunkah Primary School	4	3	7
Port Fairy Consolidated School	5	2	7
Port Melbourne Primary School	4	7	11
Port Melbourne Secondary College	1	0	1
Port Phillip Specialist School	5	0	5
Portarlington Primary School	3	2	5
Portland Bay School	3	0	3
Portland North Primary School	5	4	9
Portland Primary School	5	0	5
Portland Secondary College	10	2	12
Portland South Primary School	4	0	4
Powlett River Primary School	5	4	9
Prahran High School	1	0	1
Preston High School	4	9	13
Preston North East Primary School	6	1	7
Preston Primary School	5	10	15
Preston South Primary School	2	3	5
Preston West Primary School	3	7	10
Princes Hill Primary School	4	4	8

School Name	Permanent Buildings	Relocatable Buildings	Total Buildings
Princes Hill Secondary College	2	0	2
Puckapunyal Primary School	2	0	2
Pyalong Primary School	3	1	4
Pyramid Hill College	8	10	18
Quarry Hill Primary School	5	4	9
Quarters Primary School	5	5	10
Queenscliff Primary School	1	2	3
Rainbow P-12 College	10	0	10
Ramleigh Park Primary School	4	23	27
Ranfurlly Primary School	6	4	10
Rangebark Primary School	9	2	11
Rangeview Primary School	5	7	12
Rawson Primary School	4	2	6
Raywood Primary School	4	0	4
Red Cliffs East Primary School	6	1	7
Red Cliffs Primary School	4	2	6
Red Cliffs Secondary College	9	11	20
Red Hill Consolidated School	10	8	18
Redesdale Mia Mia Primary School	3	3	6
Regency Park Primary School	4	7	11
Research Primary School	4	2	6
Reservoir East Primary School	4	3	7
Reservoir High School	14	1	15
Reservoir Primary School	6	3	9
Reservoir Views Primary School	3	3	6
Reservoir West Primary School	4	10	14
Richmond High School	2	0	2
Richmond Primary School	3	0	3
Richmond West Primary School	1	0	1
Riddells Creek Primary School	4	3	7
Ringwood Heights Primary School	5	1	6
Ringwood North Primary School	6	4	10
Ringwood Secondary College	17	10	27
Ripplebrook Primary School	2	3	5
Ripponlea Primary School	3	1	4
River Gum Primary School	4	6	10
Riverbend Primary School	5	9	14
Riverwalk Primary School	4	15	19
Roberts McCubbin Primary School	4	2	6
Robinvale College	12	2	14
Rochester Primary School	5	0	5
Rochester Secondary College	6	3	9
Rockbank Primary School	3	15	18
Rokewood Primary School	2	0	2
Rolling Hills Primary School	2	2	4
Rollins Primary School	7	2	9

School Name	Permanent Buildings	Relocatable Buildings	Total Buildings
Romsey Primary School	6	0	6
Rosamond Special School	7	1	8
Rosanna Golf Links Primary School	7	7	14
Rosanna Primary School	5	0	5
Rosebud Primary School	7	2	9
Rosebud Secondary College	15	5	20
Rosedale Primary School	6	0	6
Rosehill Secondary College	10	13	23
Rosewood Downs Primary School	2	0	2
Roslyn Primary School	5	1	6
Rowellyn Park Primary School	6	15	21
Rowville Primary School	5	1	6
Rowville Secondary College	25	13	38
Roxburgh College	12	12	24
Roxburgh Homestead Primary School	8	9	17
Roxburgh Park Primary School	6	6	12
Roxburgh Rise Primary School	6	13	19
Rupanyup Primary School	4	0	4
Rushworth P-12 College	6	1	7
Ruskin Park Primary School	3	2	5
Rutherglen High School	10	1	11
Rutherglen Primary School	5	0	5
Rye Primary School	5	2	7
Sale and District Specialist School	5	0	5
Sale College	15	6	21
Sale Primary School	10	0	10
Saltwater P-9 College	5	26	31
San Remo Primary School	5	6	11
Sandringham College	20	0	20
Sandringham East Primary School	6	4	10
Sandringham Primary School	2	5	7
Sassafras Primary School	4	0	4
Scoresby Primary School	3	0	3
Scoresby Secondary College	10	3	13
Seabrook Primary School	8	14	22
Seaford North Primary School	4	5	9
Seaford Park Primary School	2	1	3
Seaford Primary School	4	2	6
Seaholme Primary School	4	0	4
Sebastopol Primary School	1	0	1
Selby Primary School	4	0	4
Serpell Primary School	6	14	20
Seville Primary School	6	1	7
Seymour College	13	4	17
Shelford Primary School	2	2	4
Shepparton East Primary School	4	5	9

School Name	Permanent Buildings	Relocatable Buildings	Total Buildings
Sherbourne Primary School	3	0	3
Sherbrooke Community School	8	7	15
Silvan Primary School	4	0	4
Silverton Primary School	8	2	10
Simpson Primary School	3	0	3
Skene Street School Stawell	2	0	2
Skipton Primary School	2	0	2
Skye Primary School	6	2	8
Solway Primary School	6	2	8
Somers Primary School	4	9	13
Somerville Primary School	3	4	7
Somerville Rise Primary School	2	1	3
Somerville Secondary College	5	5	10
Sorrento Primary School	4	6	10
South Gippsland Specialist School	6	3	9
South Melbourne Park Primary School	6	0	6
South Melbourne Primary School	1	0	1
South Oakleigh College	7	0	7
South Yarra Primary School	5	2	7
Southern Autistic School	6	11	17
Southern Cross Primary School	6	1	7
Southmoor Primary School	6	6	12
Specimen Hill Primary School	6	2	8
Spensley Street Primary School	4	0	4
Spotswood Primary School	6	4	10
Spring Gully Primary School	5	2	7
Spring Parks Primary School	9	0	9
Springhurst Primary School	4	1	5
Springside Primary School	10	7	17
Springside West Secondary College	7	12	19
Springvale Park Special Developmental School	5	5	10
Springvale Rise Primary School	8	3	11
St Albans East Primary School	7	1	8
St Albans Heights Primary School	5	0	5
St Albans Meadows Primary School	8	6	14
St Albans North Primary School	4	0	4
St Albans Primary School	5	1	6
St Albans Secondary College	11	17	28
St Andrews Primary School	3	0	3
St Arnaud Primary School	4	2	6
St Arnaud Secondary College	8	1	9
St Georges Road Primary School Shepparton	6	12	18
St Helena Secondary College	15	10	25
St Kilda Park Primary School	3	1	4
St Kilda Primary School	5	0	5
St Leonards Primary School	2	5	7

School Name	Permanent Buildings	Relocatable Buildings	Total Buildings
Stanhope Primary School	3	0	3
Staughton College	12	19	31
Stawell Primary School	6	0	6
Stawell Secondary College	13	0	13
Stawell West Primary School	3	0	3
Stevensville Primary School	3	0	3
Stratford Primary School	4	0	4
Strathaird Primary School	4	13	17
Strathewen Primary School	2	0	2
Strathfieldsaye Primary School	8	4	12
Strathmerton Primary School	3	1	4
Strathmore North Primary School	4	5	9
Strathmore Primary School	3	5	8
Strathmore Secondary College	12	18	30
Strathulloh Primary School	4	25	29
Streeton Primary School	5	0	5
Sunbury And Macedon Ranges Specialist School	17	12	29
Sunbury College	9	15	24
Sunbury Downs Secondary College	10	3	13
Sunbury Heights Primary School	5	6	11
Sunbury Primary School	10	0	10
Sunbury West Primary School	4	1	5
Sunshine College	18	6	24
Sunshine Harvester Primary School	7	3	10
Sunshine Heights Primary School	4	3	7
Sunshine North Primary School	6	1	7
Sunshine Primary School	2	0	2
Sunshine Special Developmental School	12	5	17
Surf Coast Secondary College	6	7	13
Surfside Primary School	3	9	12
Surrey Hills Primary School	2	0	2
Suzanne Cory High School	2	0	2
Swan Hill College	15	4	19
Swan Hill North Primary School	3	2	5
Swan Hill Primary School	6	7	13
Swan Hill Specialist School	4	7	11
Swan Reach Primary School	3	2	5
Swifts Creek P-12 School	9	6	15
Swinburne Senior Secondary College	6	0	6
Sydenham - Hillside Primary School	18	13	31
Sydney Road Community School	4	0	4
Syndal South Primary School	6	0	6
Talbot Primary School	4	0	4
Talgarno Primary School	2	2	4
Tallangatta Primary School	6	0	6
Tallangatta Secondary College	13	3	16

School Name	Permanent Buildings	Relocatable Buildings	Total Buildings
Tallarook Primary School	3	3	6
Tallygaroopna Primary School	6	1	7
Tambo Upper Primary School	3	5	8
Tanjil South Primary School	5	2	7
Taradale Primary School	3	1	4
Tarnagulla Primary School	4	2	6
Tarneit P-9 College	5	41	46
Tarneit Rise Primary School	4	27	31
Tarneit Senior College	4	16	20
Tarwin Lower Primary School	5	0	5
Tate Street Primary School Geelong	5	1	6
Tatura Primary School	4	0	4
Tawonga Primary School	3	1	4
Taylors Hill Primary School	4	11	15
Taylors Lakes Primary School	8	10	18
Taylors Lakes Secondary College	19	19	38
Tecoma Primary School	5	3	8
Teesdale Primary School	6	6	12
Templestowe College	11	3	14
Templestowe Heights Primary School	4	3	7
Templestowe Park Primary School	6	5	11
Templestowe Valley Primary School	3	2	5
Templeton Primary School	4	8	12
Tempy Primary School	2	2	4
Terang College	9	0	9
The Basin Primary School	10	5	15
The Grange P-12 College	15	26	41
The Lake Primary School	5	6	11
The Lakes South Morang College	11	5	16
The Patch Primary School	7	1	8
Thomas Chirnside Primary School	9	4	13
Thomas Mitchell Primary School	3	10	13
Thomastown East Primary School	4	3	7
Thomastown Meadows Primary School	4	0	4
Thomastown Primary School	5	1	6
Thomastown Secondary College	11	0	11
Thomastown West Primary School	4	5	9
Thornbury High School	9	8	17
Thornbury Primary School	2	0	2
Thornhill Park Primary School	5	12	17
Thorpdale Primary School	3	4	7
Timbarra P-9 College	10	4	14
Timboon P-12 School	9	0	9
Timor Primary School	4	1	5
Tinternvale Primary School	6	1	7
Tongala Primary School	1	3	4

School Name	Permanent Buildings	Relocatable Buildings	Total Buildings
Toolamba Primary School	3	2	5
Toolangi Primary School	3	0	3
Toolern Vale and District Primary School	5	8	13
Toongabbie Primary School	2	5	7
Toora Primary School	2	1	3
Tooradin Primary School	5	6	11
Toorak Primary School	1	5	6
Toorloo Arm Primary School	3	1	4
Tootgarook Primary School	4	1	5
Topirum Primary School	4	4	8
Torquay Coast Primary School	3	6	9
Torquay P-6 College	8	7	15
Trafalgar High School	6	9	15
Trafalgar Primary School	2	4	6
Traralgon (Kosciuszko Street) Primary School	6	2	8
Traralgon (Liddiard Road) Primary School	5	2	7
Traralgon (Stockdale Road) Primary School	6	4	10
Traralgon College	16	5	21
Traralgon South Primary School	2	1	3
Trawalla Primary School	1	2	3
Trentham District Primary School	2	0	2
Truganina P-9 College	7	33	40
Truganina South Primary School	3	13	16
Tucker Road Bentleigh Primary School	5	5	10
Tullamarine Primary School	6	0	6
Tulliallan Primary School	3	24	27
Tungamah Primary School	2	0	2
Turrun Primary School	5	0	5
Tyabb Primary School	5	4	9
Tyabb Railway Station Primary School	4	3	7
Tyers Primary School	5	1	6
Tylden Primary School	2	3	5
Tyrrell College	7	1	8
Umarkoo Primary School			
Undera Primary School	1	3	4
Underbool Primary School	3	1	4
University High School	6	6	12
University Park Primary School	4	0	4
Upper Ferntree Gully Primary School	4	0	4
Upper Plenty Primary School	5	3	8
Upper Sandy Creek Primary School	3	0	3
Upper Yarra Secondary College	9	3	12
Upwey High School	6	2	8
Upwey Primary School	6	0	6
Upwey South Primary School	5	0	5
Valkstone Primary School	3	6	9

School Name	Permanent Buildings	Relocatable Buildings	Total Buildings
Vermont Primary School	7	3	10
Vermont Secondary College	13	12	25
Vermont South Special School	7	0	7
Victoria Road Primary School	4	0	4
Victoria University Secondary College	18	6	24
Victorian College For The Deaf	0	0	0
Victorian College Of The Arts Secondary School	1	0	1
Viewbank College	14	17	31
Viewbank Primary School	4	9	13
Virtual School Victoria	1	0	1
Wahgunyah Primary School	5	0	5
Walcom Ngarrwa Secondary College	3	2	5
Wales Street Primary School	6	2	8
Wallan Primary School	5	7	12
Wallan Secondary College	12	5	17
Wallarano Primary School	8	7	15
Wallaroo Primary School	4	0	4
Wallington Primary School	2	2	4
Walwa Primary School	4	0	4
Wandiligong Primary School	3	1	4
Wandin North Primary School	3	8	11
Wandin Yallock Primary School	4	0	4
Wandong Primary School	7	11	18
Wangala Primary School	4	1	5
Wangaratta District Specialist School	5	13	18
Wangaratta High School	8	2	10
Wangaratta Primary School	4	1	5
Wangaratta West Primary School	7	5	12
Wantirna College	17	17	34
Wantirna Primary School	5	0	5
Wantirna South Primary School	7	1	8
Waratah Special Developmental School	6	5	11
Warburton Primary School	3	0	3
Warracknabeal Primary School	6	1	7
Warracknabeal Secondary College	8	1	9
Warracknabeal Special Developmental School	4	0	4
Warragul & District Specialist School	3	2	5
Warragul North Primary School	7	5	12
Warragul Primary School	7	1	8
Warragul Regional College	12	4	16
Warrandyte High School	4	6	10
Warrandyte Primary School	7	0	7
Warranwood Primary School	7	0	7
Warreen Primary School	5	3	8
Warrenheip Primary School	2	2	4
Warringa Park School	18	21	39

School Name	Permanent Buildings	Relocatable Buildings	Total Buildings
Warrnambool College	18	5	23
Warrnambool East Primary School	5	3	8
Warrnambool Primary School	10	2	12
Warrnambool West Primary School	4	0	4
Watsonia Heights Primary School	5	4	9
Watsonia North Primary School	5	2	7
Watsonia Primary School	3	0	3
Wattle Glen Primary School	1	3	4
Wattle Park Primary School	4	3	7
Wattle View Primary School	3	1	4
Waubra Primary School	5	0	5
Waverley Meadows Primary School	5	3	8
Wayi School	4	4	8
Wedderburn College	6	1	7
Wedge Park Primary School	6	14	20
Weeden Heights Primary School	3	1	4
Weeroona College Bendigo	9	2	11
Wellington Secondary College	13	26	39
Welshpool and District Primary School	4	2	6
Wembley Primary School	4	7	11
Wendouree Primary School	6	0	6
Werribee Primary School	9	5	14
Werribee Secondary College	7	25	32
Werrimull P-12 School	3	4	7
Wesburn Primary School	7	3	10
Westall Primary School	6	0	6
Westall Secondary College	10	3	13
Westbreen Primary School	4	4	8
Western Autistic School	7	3	10
Western English Language School	4	17	21
Western Heights Secondary College	9	0	9
Western Port Secondary College	13	0	13
Westgarth Primary School	6	2	8
Westgrove Primary School	8	9	17
Westmeadows Primary School	10	4	14
Whealers Hill Primary School	4	6	10
Whealers Hill Secondary College	9	4	13
White Hills Primary School	4	7	11
Whitehorse Primary School	3	3	6
Whitfield District Primary School	3	1	4
Whittington Primary School	3	1	4
Whittlesea Primary School	4	9	13
Whittlesea Secondary College	23	6	29
Whorouly Primary School	2	0	2
Wilandra Rise Primary School	4	22	26
Willaura Primary School	2	0	2

School Name	Permanent Buildings	Relocatable Buildings	Total Buildings
William Ruthven Primary School	3	3	6
William Ruthven Secondary College	5	3	8
Williamstown High School	20	8	28
Williamstown North Primary School	6	8	14
Williamstown Primary School	7	4	11
Willmott Park Primary School	5	10	15
Willow Grove Primary School	4	1	5
Willowbank Primary School	4	2	6
Willowmavin Primary School	2	2	4
Wilmot Road Primary School Shepparton	4	1	5
Wimba Primary School	4	3	7
Winchelsea Primary School	4	1	5
Windsor Primary School	4	0	4
Winters Flat Primary School	6	2	8
Winton Primary School	2	1	3
Wirrigirri Primary School	5	3	8
Wiyal Primary School			
Woody Yaloak Primary School	8	2	10
Wodonga Middle Years College	17	1	18
Wodonga Primary School	8	9	17
Wodonga Senior Secondary College	23	8	31
Wodonga South Primary School	5	5	10
Wodonga West Primary School	5	2	7
Wollert Primary School	5	10	15
Wollert Secondary College	6	0	6
Wonga Park Primary School	7	6	13
Wonthaggi North Primary School	6	5	11
Wonthaggi Primary School	6	4	10
Woodend Primary School	6	6	12
Woodford Primary School	3	3	6
Woodlands Primary School	4	13	17
Woodmans Hill Secondary College	6	4	10
Woodside Primary School	4	0	4
Woodville Primary School	4	0	4
Woolsthorpe Primary School	4	1	5
Wooragee Primary School	3	3	6
Wooranna Park Primary School	6	0	6
Woori Yallock Primary School	2	5	7
Woorinen District Primary School	4	1	5
Wulerrp Secondary College	4	2	6
Wunghnu Primary School	1	2	3
Wurruk Primary School	5	1	6
Wycheproof P-12 College	10	4	14
Wyndham Central Secondary College	10	10	20
Wyndham Park Primary School	3	2	5
Wyndham Vale Primary School	4	28	32

School Name	Permanent Buildings	Relocatable Buildings	Total Buildings
Yackandandah Primary School	2	1	3
Yallourn North Primary School	3	1	4
Yandoit Primary School	3	1	4
Yarra Glen Primary School	6	0	6
Yarra Hills Secondary College	12	4	16
Yarra Junction Primary School	5	1	6
Yarra Primary School	2	3	5
Yarra Ranges Special Developmental School	10	0	10
Yarra Road Primary School	3	4	7
Yarrabah School	10	5	15
Yarrabing Secondary College	3	2	5
Yarragon Primary School	1	5	6
Yarram Primary School	4	1	5
Yarram Secondary College	10	4	14
Yarraman Oaks Primary School	6	0	6
Yarrambat Primary School	4	8	12
Yarraville Special Developmental School	4	2	6
Yarraville West Primary School	4	7	11
Yarrowonga College P-12	12	19	31
Yarrunga Primary School	7	0	7
Yea High School	4	1	5
Yea Primary School	5	1	6
Yering Primary School	4	0	4
Yinnar Primary School	3	4	7
Yinnar South Primary School	3	4	7
Yirrama Primary School			
Yubup Primary School	4	6	10
Yuille Park Community College	6	3	9
Yurran P-9 College			
Zeerust Primary School	2	2	4

# Auditor-General's reports tabled in 2025–26

Report title	Tabled
<i>Delivering Savings Under the COVID Debt Repayment Plan (2025–26: 1)</i>	July 2025
<i>Planned Surgery in Victoria (2025–26: 2)</i>	August 2025
<i>Financial Management of Local Councils (2025–26: 3)</i>	August 2025
<i>Responses to Performance Engagement Recommendations: Annual Status Update 2025 (2025–26: 4)</i>	September 2025
<i>Relief and Recovery Funding for the 2022 Floods (2025–26: 5)</i>	October 2025
<i>Cybersecurity of IT Servers (2025–26: 6)</i>	October 2025
<i>Accessibility of Tram Services: Follow-up (2025–26: 7)</i>	November 2025
<i>Auditor-General's Report on the Annual Financial Report of the State of Victoria: 2024–25 (2025–26: 8)</i>	November 2025
<i>Service Delivery Performance 2025 (2025–26: 9)</i>	December 2025
<i>Managing the Transition to Renewable Energy (2025–26: 10)</i>	December 2025
<i>Ravenhall Correctional Centre: Rehabilitating and Reintegrating Prisoners – Part 2 (2025–26: 11)</i>	February 2026
<i>Major Projects Performance Reporting 2025 (2025–26: 12)</i>	March 2026
<i>Modernising myki (2025–26: 13)</i>	March 2026
<i>Timely Payments Performance (2025–26: 14)</i>	March 2026
<i>Results of 2024–25 Audits: Local Government (2025–26: 15)</i>	March 2026
<i>Supporting the Transition from Native Timber Harvesting (2025–26: 16)</i>	April 2026
<i>Enhanced Maternal and Child Health Program Performance (2025–26: 17)</i>	April 2026
<i>Free TAFE (2025–26: 18)</i>	May 2026
<i>Responses to Performance Engagement Recommendations: Annual Status Update 2026 (2025–26: 19)</i>	May 2026
<i>Sustainability Reporting by Water Corporations (2025–26: 20)</i>	May 2026
<i>Out-of-Home Care Services (2025–26: 21)</i>	June 2026
<i>Results of 2025 Audits: TAFES and Universities (2025–26: 22)</i>	June 2026
<i>Reducing the Harm Caused by Distracted Drivers (2025–26: 23)</i>	June 2026
<i>Follow-up: Reducing Bushfire Risks (2025–26: 24)</i>	June 2026
<i>Delivering School Upgrade Projects (2025–26: 25)</i>	June 2026
<i>Improving Bus Services (2025–26: 26)</i>	June 2026

All reports are available for download in PDF and HTML format on our website at [www.audit.vic.gov.au](http://www.audit.vic.gov.au)

# Our role and contact details

## The Auditor-General's role

For information about the Auditor-General's role and VAGO's work, please see our online fact sheet [About VAGO](#).

---

## Our assurance services

Our online fact sheet [Our assurance services](#) details the nature and levels of assurance that we provide to Parliament and public sector agencies through our work program.

---

## Contact details

Victorian Auditor-General's Office  
Level 31, 35 Collins Street  
Melbourne Vic 3000  
AUSTRALIA  
Phone +61 3 8601 7000  
Email [enquiries@audit.vic.gov.au](mailto:enquiries@audit.vic.gov.au)

---